



Microsoft

Exam 70-533

Implementing Microsoft Azure Infrastructure Solutions

Version: 6.0

[Total Questions: 101]

Question No : 1 HOTSPOT

You manage an Azure Service Bus for your company. You plan to enable access to the Azure Service Bus for an application named ContosoLOB.

You need to create a new shared access policy for subscriptions and queues that has the following requirements:

- ✎ Receives messages from a queue
- ✎ Deadletters a message
- ✎ Defers a message for later retrieval
- ✎ Enumerates subscriptions
- ✎ Gets subscription description

In the table below, identify the permission you need to assign to ensure that ContosoLOB is able to accomplish the above requirements. Make only one selection in each column.

Answer Area

Access Level	Queues	Subscriptions
Send	<input type="radio"/>	<input type="radio"/>
Listen	<input type="radio"/>	<input type="radio"/>
Manage	<input type="radio"/>	<input type="radio"/>

Answer:

Answer Area

Access Level	Queues	Subscriptions
Send	<input type="radio"/>	<input type="radio"/>
Listen	<input checked="" type="radio"/>	<input type="radio"/>
Manage	<input type="radio"/>	<input checked="" type="radio"/>

Question No : 2

Your network includes a legacy application named LegacyApp1. The application only runs in the Microsoft .NET 3.5 Framework on Windows Server 2008.

You plan to deploy to Azure Cloud Services.

You need to ensure that LegacyApp1 will run correctly in the new environment.

What are two possible ways to achieve this goal? Each correct answer presents a complete solution.

- A. Upload a VHD with Windows Server 2008 installed.
- B. Deploy LegacyApp1 to a cloud service instance configured with Guest OS Family 2.
- C. Deploy LegacyApp1 to a cloud service instance configured with Guest OS Family 1.
- D. Deploy LegacyApp1 to a cloud service instance configured with Guest OS Family 3.

Answer: B,C

Explanation: Guest OS Family 1 and Guest OS Family 2 supports .NET 3.5 and .Net 4.0. Guest OS Family 3 and Guest OS Family 4 supports .NET 4.0 and .Net 4.5.

<http://msdn.microsoft.com/en-us/library/azure/ee924680.aspx>

Question No : 3 DRAG DROP

You administer a cloud service named contosoapp that has a web role and worker role.

Contosoapp requires you to perform an in-place upgrade to the service.

You need to ensure that at least six worker role instances and eight web role instances are available when you apply upgrades to the service. You also need to ensure that updates are completed for all instances by using the least amount of time.

Which value should you use with each configuration? To answer, drag the appropriate value to the correct configuration. Each value may be used once, more than once, or not at all. You may need to drag the split bar between panes or scroll to view content.

Values	Configuration
<div>1</div> <div>3</div>	Web role instances <div>Value</div>
<div>4</div> <div>6</div>	Worker role instances <div>Value</div>
<div>8</div> <div>9</div>	
<div>12</div>	Upgrade domains <div>Value</div>

Answer:

Values	Configuration
<div>1</div> <div>3</div>	Web role instances <div>12</div>
<div>4</div> <div>6</div>	Worker role instances <div>9</div>
<div>8</div> <div>9</div>	
<div>12</div>	Upgrade domains <div>3</div>

Question No : 4

You migrate a Windows Server .NET web application to Azure Cloud Services.

You need enable trace logging for the application.

Which two actions should you perform? Each correct answer presents part of the solution.

- A. Update the service definition file.
- B. Update the Azure diagnostics configuration.
- C. Update the service configuration file.
- D. Enable verbose monitoring.
- E. Update the application web.config file.

Answer: A,B

Explanation: <http://msdn.microsoft.com/en-us/library/azure/ee758711.aspx>
<http://msdn.microsoft.com/en-us/magazine/ff714589.aspx>

Question No : 5

You manage a cloud service that is running in two small instances. The cloud service hosts

a help desk application. The application utilizes a virtual network connection to synchronize data to the company's internal accounting system.

You need to reduce the amount of time required for data synchronization.

What should you do?

- A. Configure the servers as large instances and re-deploy.
- B. Increase the instance count to three.
- C. Deploy the application to Azure Web Sites.
- D. Increase the processors allocated to the instances.

Answer: A

Explanation: <http://msdn.microsoft.com/en-us/library/azure/dn197896.aspx>

Question No : 6

You manage a cloud service that has a web application named WebRole1. WebRole1 writes error messages to the Windows Event Log.

Users report receiving an error page with the following message: "Event 26 has occurred. Contact your system administrator."

You need to access the WebRole1 event log.

Which three actions should you perform? Each correct answer presents part of the solution.

- A. Enable verbose monitoring.
- B. Update the WebRole1 web.config file.
- C. Update the cloud service definition file and the service configuration file.
- D. Run the Set-AzureVMDiagnosticsExtension PowerShell cmdlet.
- E. Run the Enable-AzureWebsiteApplicationDiagnostic PowerShell cmdlet.
- F. Create a storage account.

Answer: A,B,C

Explanation: <http://azure.microsoft.com/en-us/documentation/articles/cloud-services-how->

to-monitor/

<http://msdn.microsoft.com/en-us/library/azure/ee758710.aspx>

<http://msdn.microsoft.com/en-us/library/azure/ee758711.aspx>

Question No : 7 DRAG DROP

You manage an application hosted on cloud services. The development team creates a new version of the application. The updated application has been packaged and stored in an Azure Storage account.

You have the following requirements:

- ✎ Deploy the latest version of the application to production with the least amount of downtime.
- ✎ Ensure that the updated application can be tested prior to deploying to the Production site,
- ✎ Ensure that the original version of the application can be restored until the new version is verified.

Which four steps should you perform in sequence? To answer, move the appropriate actions from the list of actions to the answer area and arrange them in the correct order.

Action	Answer Area
Deploy the new package to the Staging slot.	
Create a new cloud service.	
Provide the URL to the development team.	
Deallocate the Staging deployment.	
Deploy the new package to the Production slot.	
Perform VIP Swap.	

Answer:

Action	Answer Area
Deploy the new package to the Staging slot.	Deploy the new package to the Staging slot.
Create a new cloud service.	Create a new cloud service.
Provide the URL to the development team.	Provide the URL to the development team.
Deallocate the Staging deployment.	Deallocate the Staging deployment.
Deploy the new package to the Production slot.	
Perform VIP Swap.	

Question No : 8

You manage a cloud service that utilizes data encryption.

You need to ensure that the certificate used to encrypt data can be accessed by the cloud service application.

What should you do?

- A. Upload the certificate referenced in the application package.
- B. Deploy the certificate as part of the application package.
- C. Upload the certificate's public key referenced in the application package.
- D. Use RDP to install the certificate.

Answer: A

Explanation: <http://msdn.microsoft.com/en-us/library/azure/gg981929.aspx>

Question No : 9

You administer a Windows Server virtual machine (VM).

You upload the VM to Azure.

You need to ensure that you are able to deploy the BGInfo and VMAccess extensions.

What should you do?

- A.** Select the Install the VM Agent checkbox while provisioning a VM based on your uploaded VHD.
- B.** Select the Enable the VM Extensions checkbox while provisioning a VM based on your uploaded VHD.
- C.** Install the VM Agent MSI and execute the following Power Shell commands:
`$vm = Get-AzureVM -serviceName $svc -Name $name`
`$vm.VM.ProvisionGuestAgent = $true`
`Update-AzureVM -Name $name -VM $vm.VM -ServiceName $svc`
- D.** Install the VM Agent MSI and execute the following Power Shell commands:
`$vm = Get-AzureVM -serviceName $svc -Name $name`
`Set-AzureVMBGInfoExtension -VM $vm.VM`
`Set-AzureVM Access Extension -VM $vm.VM`
`Update-AzureVM -Name $name -VM $vm.VM -ServiceName $svc`

Answer: A

Explanation: <http://msdn.microsoft.com/en-us/library/azure/dn606311.aspx>

Question No : 10

You manage a cloud service that supports features hosted by two instances of an Azure virtual machine (VM).

You discover that occasional outages cause your service to fail.

You need to minimize the impact of outages to your cloud service.

Which two actions should you perform? Each correct answer presents part of the solution.

- A.** Deploy a third instance of the VM.

- B. Configure Load Balancing on the VMs.
- C. Redeploy the VMs to belong to an Affinity Group.
- D. Configure the VMs to belong to an Availability Set.

Answer: C,D

Explanation: <http://msdn.microsoft.com/en-us/library/hh973190.aspx>
<http://msdn.microsoft.com/en-us/library/azure/dn569263.aspx>

Question No : 11

You administer an Azure subscription with an existing cloud service named contosocloudservice. Contosocloudservice contains a set of related virtual machines (VMs) named ContosoDC, ContosoSQL and ContosoWeb1.

You want to provision a new VM within contosocloudservice.

You need to use the latest gallery image to create a new Windows Server 2012 R2 VM that has a target IOPS of 500 for any provisioned disks.

Which PowerShell command should you use?

- A.

```
PS C:\> $image = (Get-AzureVMImage | ? { $_.OS -eq "Windows" -and $_.ImageFamily -eq "Windows Server 2012 R2 Datacenter" }) |
Sort-Object PublishDate -Descending | Select-Object -First 1).ImageName
PS C:\> New-AzureVMConfig -Name "ContosoWeb2" -InstanceSize Small -ImageName $image | Add-AzureProvisioningConfig -
Windows -AdminUser $adminUser -Password $adminPassword | New-AzureVM
```
- B.

```
PS C:\> $image = (Get-AzureVMImage | ? { $_.OS -eq "Windows" -and $_.ImageFamily -eq "Windows Server 2012 R2 Datacenter" }) |
Sort-Object PublishDate -Descending | Select-Object -First 1).ImageName
PS C:\> New-AzureVMConfig -Name "ContosoWeb2" -InstanceSize Basic_A1 -ImageName $image | Add-AzureProvisioningConfig -
Windows -AdminUser $adminUser -Password $adminPassword | New-AzureVM -ServiceName "contosocloudservice"
```
- C.

```
PS C:\> New-AzureQuickVM -Windows -ServiceName "contosocloudservice" -Name "ContosoWeb2" -ImageName (Get-
AzureVMImage | ? { $_.OS -eq "Windows" -and $_.ImageFamily -eq "Windows Server 2012 R2 Datacenter" }).ImageName | ? { $ -
Password $adminPasswd -InstanceSize Small
```
- D.

```
PS C:\> $image = (Get-AzureVMImage | ? { $_.OS -eq "Windows" -and $_.ImageFamily -eq "Windows Server 2012 R2 Datacenter" }) |
Sort-Object PublishDate -Descending | Select-Object -First 1).ImageName
PS C:\> New-AzureQuickVM -Windows -ServiceName "contosocloudservice" -Name "ContosoWeb2" -ImageName $image -
Password $adminPasswd -InstanceSize Small
```

- A. Option A
- B. Option B
- C. Option C
- D. Option D

Answer: A

Explanation: <http://msdn.microsoft.com/en-us/library/dn495159.aspx>

Question No : 12 DRAG DROP

You administer an Azure Virtual Machine (VM) named server1. The VM is in a cloud service named ContosoService1.

You discover that the VM is experiencing storage issues due to increased application logging on the server.

You need to create a new 256-GB disk and attach it to the server.

Which Power Shell cmdlets should you use? To answer, drag the appropriate cmdlet to the correct location in the Power Shell command. Each cmdlet may be used once, more than once, or not at all. You may need to drag the split bar between panes or scroll to view content.

PowerShell cmdlets	PowerShell command
Add-AzureDisk	C:\PS> PowerShell Command "ContosoService1"
Add-AzureDataDisk	-Name "server1" PowerShell Command -CreateNew -DiskSizeInGB 256
Add-AzureVhd	-DiskLabel "data1" -LUN 1 PowerShell Command
Get-AzureVM	
Get-AzureVMImage	
Update-AzureVM	
Update-AzureVMImage	

Answer:

PowerShell cmdlets	PowerShell command
Add-AzureDisk	C:\PS> Get-AzureVM "ContosoService1"
Add-AzureDataDisk	-Name "server1" Add-AzureDataDisk -CreateNew -DiskSizeInGB 256
Add-AzureVhd	-DiskLabel "data1" -LUN 1 Update-AzureVM
Get-AzureVM	
Get-AzureVMImage	
Update-AzureVM	
Update-AzureVMImage	

Question No : 13

Your company has two cloud services named CS01 and CS02. You create a virtual machine (VM) in CS02 named Accounts.

You need to ensure that users in CS01 can access the Accounts VM by using port 8080.

What should you do?

- A. Create a firewall rule.
- B. Configure load balancing.
- C. Configure port redirection.
- D. Configure port forwarding.
- E. Create an end point.

Answer: E

Explanation: <http://azure.microsoft.com/en-us/documentation/articles/virtual-machines-set-up-endpoints/>

Question No : 14

You administer a solution deployed to a virtual machine (VM) in Azure. The VM hosts a web service that is used by several applications. You are located in the US West region

and have a worldwide user base.

Developers in Asia report that they experience significant delays when they execute the services.

You need to verify application performance from different locations.

Which type of monitoring should you configure?

- A. Disk Read
- B. Endpoint
- C. Network Out
- D. CPU
- E. Average Response Time

Answer: B

Explanation: <http://msdn.microsoft.com/en-us/library/dn589789.aspx>

Question No : 15

You are the administrator for three Azure subscriptions named Dev, Test, and Prod.

Your Azure Power Shell profile is configured with the Dev subscription as the default.

You need to create a new virtual machine in the Test subscription by using the least administrative effort.

Which Power Shell command should you use?

- ☐ A. PS C:\> Select-AzureSubscription -SubscriptionName "Test"
- ☐ B. PS C:\> Set-AzureSubscription -SubscriptionName "Test" -CurrentStorageAccountName "teststorage"
PS C:\> Select-AzureSubscription "Test"
- ☐ C. PS C:\> Set-AzureSubscription "Test" -CurrentStorageAccountName "teststorage"
- ☐ D. PS C:\> Select-AzureSubscription -SubscriptionName "Test" -Default

- A. Option A
- B. Option B
- C. Option C
- D. Option D

Answer: A

Explanation: <http://msdn.microsoft.com/en-us/library/dn722499.aspx>

Question No : 16 DRAG DROP

You manage an Azure virtual machine (VM) named AppVM. The application hosted on AppVM continuously writes small files to disk. Recently the usage of applications on AppVM has increased greatly.

You need to improve disk performance on AppVM.

Which Microsoft Azure Power Shell cmdlet should you use with each Power Shell command line? To answer, drag the appropriate Microsoft Azure Power Shell cmdlet to the correct location in the Power Shell code. Each Power Shell cmdlet may be used once, more than once, or not at all. You may need to drag the split bar between panes or scroll to view content.

cmdlets	PowerShell code
Set-AzureOSDisk	C:\PS>Get-AzureVM "AppService" -name
Set-AzureDataDisk	"AppVM" <input type="text" value="cmdlet"/> -LUN 3
New-AzureVMConfig	-HostCaching <input type="text" value="cmdlet"/> Update
ReadOnly	-AzureVM
WriteOnly	
None	

Answer:

cmdlets	PowerShell code
Set-AzureOSDisk	C:\PS>Get-AzureVM "AppService" -name
Set-AzureDataDisk	"AppVM" Set-AzureDataDisk -LUN 3
New-AzureVMConfig	-HostCaching WriteOnly Update
ReadOnly	-AzureVM
WriteOnly	
None	

Question No : 17 DRAG DROP

You administer a virtual machine (VM) that is deployed to Azure. The VM hosts a web service that is used by several applications.

You need to ensure that the VM sends a notification in the event that the average response time for the web service exceeds a pre-defined response time for an hour or more.

Which three steps should you perform in sequence? To answer, move the appropriate actions from the list of actions to the answer area and arrange them in the correct order.

Action	Answer Area
From the Monitor page, add a metric for Response Time for the endpoint.	
From the Monitor page, add a rule for the Response Time of the endpoint.	
From the Dashboard page, add a rule for the endpoint status.	
From the Configure page, add a rule for the Response Time of the endpoint.	
From the Configure page, add a monitoring endpoint for the virtual machine.	
From the Endpoints page, add a monitoring endpoint for the virtual machine.	
From the Configure page, add a metric for Response Time for the endpoint.	

Answer:

Action	Answer Area
From the Monitor page, add a metric for Response Time for the endpoint.	From the Endpoints page, add a monitoring endpoint for the virtual machine.
From the Monitor page, add a rule for the Response Time of the endpoint.	From the Dashboard page, add a rule for the endpoint status.
From the Dashboard page, add a rule for the endpoint status.	From the Monitor page, add a rule for the Response Time of the endpoint.
From the Configure page, add a rule for the Response Time of the endpoint.	
From the Configure page, add a monitoring endpoint for the virtual machine.	
From the Endpoints page, add a monitoring endpoint for the virtual machine.	
From the Configure page, add a metric for Response Time for the endpoint.	

Question No : 18 DRAG DROP

You administer an Azure Virtual Machine (VM) named CON-CL1. CON-CL1 is in a cloud

service named ContosoService1.

You discover unauthorized traffic to CON-CL1. You need to:

- ✎ Create a rule to limit access to CON-CL1.
- ✎ Ensure that the new rule has the highest precedence.

Which Azure PowerShell cmdlets and values should you use? To answer, drag the appropriate cmdlet or value to the correct location in the PowerShell command. Each cmdlet or value may be used once, more than once, or not at all. You may need to drag the split bar between panes or scroll to view content.

cmdlets and values	PowerShell command
Permit	C:\PS> \$acl= [cmdlet or value]
Deny	C:\PS> [cmdlet or value] -Addrule -ACL \$acl
New-AzureAclConfig	-order [cmdlet or value] -Action [cmdlet or value]
Set-AzureAclConfig	-RemoteSubnet "171.100.0.1/24"
100	
300	
-addrule	
-setrule	
0	
Update-AzureVM	

Answer:

cmdlets and values

Permit

Deny

New-AzureAclConfig

Set-AzureAclConfig

100

300

-addrule

-setrule

0

Update-AzureVM

PowerShell command

```

C:\PS> $acl= New-AzureAclConfig
C:\PS> Set-AzureAclConfig -Addrule -ACL $acl
-order 100 -Action Permit
-RemoteSubnet "171.100.0.1/24"

```

Question No : 19 HOTSPOT

Your company network has two branch offices. Some employees work remotely, including at public locations. You manage an Azure environment that includes several virtual networks.

All users require access to the virtual networks.

In the table below, identify which secure cross-premise connectivity option is needed for each type of user. Make only one selection in each column.

Secure cross-premise connectivity method	Branch Office Users	Remote Users
Site-to-site	<input type="radio"/>	<input type="radio"/>
Multi-site	<input type="radio"/>	<input type="radio"/>
Point-to-site	<input type="radio"/>	<input type="radio"/>

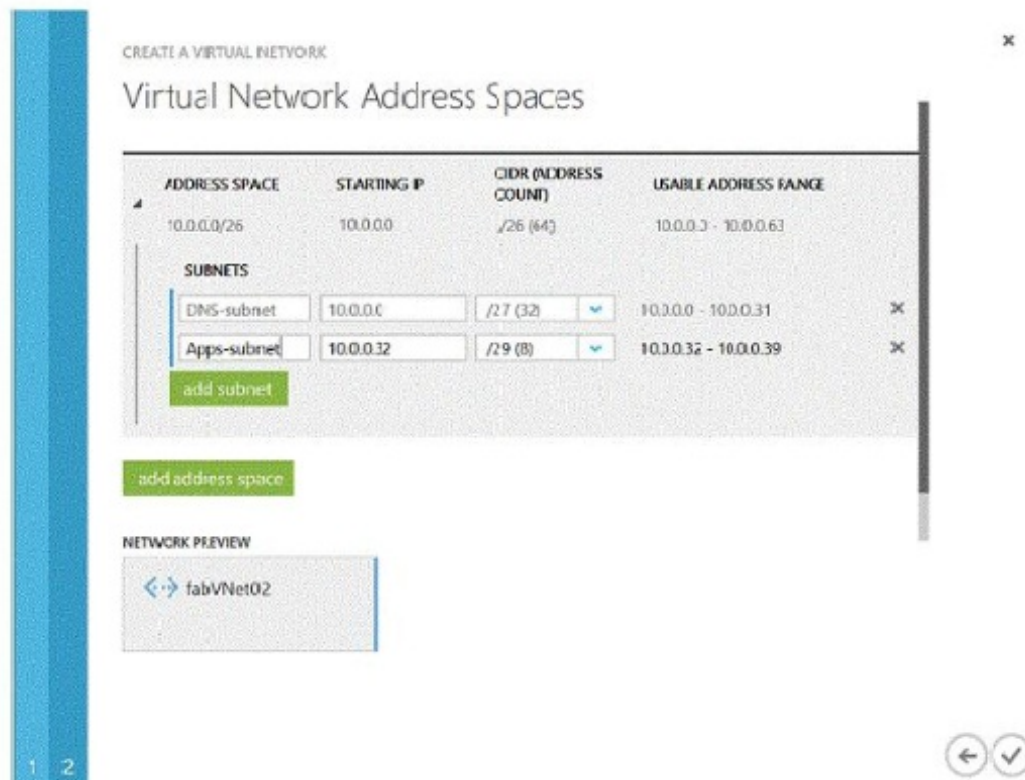
Answer:

Secure cross-premise connectivity method	Branch Office Users	Remote Users
Site-to-site	<input checked="" type="radio"/>	<input type="radio"/>
Multi-site	<input type="radio"/>	<input type="radio"/>
Point-to-site	<input type="radio"/>	<input checked="" type="radio"/>

Question No : 20 HOTSPOT

You create a virtual network named fabVNet01.

You design the virtual network to include two subnets, one named DNS-subnet and one named Apps-subnet, as shown in the exhibit. (Click the Exhibits button.)



In the table below, identify the number of IP addresses that will be available for virtual machines (VMs) or cloud services in each subnet. Make only one selection in each column.

Answer Area

Available IP Addresses	DNS-subnet	Apps-subnet
3	<input type="radio"/>	<input type="radio"/>
8	<input type="radio"/>	<input type="radio"/>
27	<input type="radio"/>	<input type="radio"/>
32	<input type="radio"/>	<input type="radio"/>

Answer:

Answer Area

Available IP Addresses	DNS-subnet	Apps-subnet
3	<input type="radio"/>	<input type="radio"/>
8	<input type="radio"/>	<input checked="" type="radio"/>
27	<input checked="" type="radio"/>	<input type="radio"/>
32	<input type="radio"/>	<input type="radio"/>

Question No : 21

You administer an Azure solution that uses a virtual network named fabVNet. FabVNet has a single subnet named Subnet-1.

You discover a high volume of network traffic among four virtual machines (VMs) that are part of Subnet-1.

You need to isolate the network traffic among the four VMs. You want to achieve this goal with the least amount of downtime and impact on users.

What should you do?

- A.** Create a new subnet in the existing virtual network and move the four VMs to the new subnet.
- B.** Create a site-to-site virtual network and move the four VMs to your datacenter.
- C.** Create a new virtual network and move the VMs to the new network.
- D.** Create an availability set and associate the four VMs with that availability set.

Answer: B

Explanation: <http://msdn.microsoft.com/en-us/library/azure/dn133798.aspx>

Question No : 22

You administer an Azure virtual network named fabrikamVNet.

You need to deploy a virtual machine (VM) and ensure that it is a member of the fabrikamVNet virtual network.

What should you do?

- A.** Run the New-AzureVM Power Shell cmdlet.
- B.** Run the New-AzureQuickVM Power Shell cmdlet.
- C.** Run the New-AzureAffinityGroup Power Shell cmdlet.

D. Update fabrikamVNet's existing Availability Set.

Answer: B

Explanation: <http://msdn.microsoft.com/en-us/library/dn495183.aspx>

Question No : 23

You manage a large datacenter that has limited physical space.

You plan to extend your datacenter to Azure.

You need to create a connection that supports a multiprotocol label switching (MPLS) virtual private network.

Which connection type should you use?

- A. Site-to-site
- B. VNet-VNet
- C. ExpressRoute.
- D. Site-to-peer

Answer: B

Explanation: <http://msdn.microsoft.com/en-us/library/azure/dn690122.aspx>

Question No : 24

You manage a cloud service named fabrikam Reports that is deployed in an Azure data center.

You deploy a virtual machine (VM) named fabrikamSQL into a virtual network named fabrikamVNet.

FabrikamReports must communicate with fabrikamSQL.

You need to add fabrikam Reports to fabrikamVNet.

Which file should you modify?

- A. the network configuration file for fabrikamVNet
- B. the service definition file (.csdef) for fabrikamReports
- C. the service definition file (.csdef) for fabrikamSQL
- D. the service configuration file (.cscfg) for fabrikamReports
- E. the service configuration file (.cscfg) fabrikamSQL

Answer: B

Explanation: <http://msdn.microsoft.com/en-us/library/azure/ee758711.aspx>

Question No : 25

You manage an application deployed to virtual machines (VMs) on an Azure virtual network named corpVnet1.

You plan to hire several remote employees who will need access to the application on corpVnet1.

You need to ensure that new employees can access corpVnet1. You want to achieve this goal by using the most cost effective solution.

Which two actions should you perform? Each correct answer presents part of the solution.

- A. Create a VPN subnet.
- B. Enable point-to-point connectivity for corpVnet1.
- C. Enable point-to-site connectivity for corpVnet1.
- D. Create a gateway subnet.
- E. Enable site-to-site connectivity for corpVnet1.
- F. Convert corpVnet1 to a regional virtual network.

Answer: A,D

Explanation: <http://msdn.microsoft.com/en-us/library/azure/dn133795.aspx>

Question No : 26 DRAG DROP

You have an Azure Virtual Network named fabVNet with three subnets named Subnet-1, Subnet-2 and Subnet-3. You have a virtual machine (VM) named fabVM running in the fabProd service.

You need to modify fabVM to be deployed into Subnet-3. You want to achieve this goal by using the least amount of time and while causing the least amount of disruption to the existing deployment.

What should you do? To answer, drag the appropriate Power Shell cmdlet to the correct location in the Power Shell command. Each cmdlet may be used once, more than once, or not at all. You may need to drag the split bar between panes or scroll to view content.

PowerShell cmdlets	PowerShell Command
Get-AzureVM	PS C:\> \$VM = PowerShell cmdlet "fabProd" "fabVM"
Get-AzureVMImage	PS C:\> PowerShell cmdlet "Subnet-3" -VM \$VM
Set-AzureSubnet	PS C:\> PowerShell cmdlet "fabProd" "fabVM" -VM \$VM
Update-AzureVM	
New-AzureVM	
Set-AzureVNetConfig	
Update-AzureVMImage	

Answer:

PowerShell cmdlets

Get-AzureVM

Get-AzureVMImage

Set-AzureSubnet

Update-AzureVM

New-AzureVM

Set-AzureVNetConfig

Update-AzureVMImage

PowerShell Command

PS C:\> \$VM = Get-AzureVM "fabProd" "fabVM"

PS C:\> Set-AzureSubnet "Subnet-3" -VM \$VM

PS C:\> Update-AzureVM "fabProd" "fabVM" -VM \$VM

Question No : 27 DRAG DROP

You manage a solution deployed in two Azure subscriptions for testing and production. Both subscriptions have virtual networks named fabVNet.

You plan to add two new virtual machines (VMs) in a new subnet

You have the following requirements:

- ✎ Deploy the new VMs to the virtual network in the testing subscription.
- ✎ Minimize any errors in defining the network changes.
- ✎ Minimize the work that will be required when the change is made to the production virtual network.

Which three steps should you perform in sequence? To answer, move the appropriate actions from the list of actions to the answer area and arrange them in the correct order.

Action	Answer Area
Add an accessibility group to the network configuration file.	
Add a subnet to the Virtual Network using the Management Portal.	
Deploy the new VMs to the new subnet.	
Add an accessibility group to the Virtual Network using the Management Portal.	
Deploy the new VMs to the new accessibility group.	
Export the network configuration.	
Add a subnet to the network configuration file.	
Import the network configuration.	

Answer:

Action	Answer Area
Add an accessibility group to the network configuration file.	Add a subnet to the network configuration file.
Add a subnet to the Virtual Network using the Management Portal.	
Deploy the new VMs to the new subnet.	Import the network configuration.
Add an accessibility group to the Virtual Network using the Management Portal.	
Deploy the new VMs to the new accessibility group.	Deploy the new VMs to the new subnet.
Export the network configuration.	
Add a subnet to the network configuration file.	
Import the network configuration.	

Question No : 28 HOTSPOT

You manage an Azure Web Site named contosoweb.

Some users report that they receive the following error when they access contosoweb:
"http Status 500.0 - Internal Server Error."

You need to view detailed diagnostic information in XML format.

Which option should you enable? To answer, select the appropriate option in the answer area.

Answer Area

Application diagnostics

APPLICATION LOGGING (FILESYSTEM) ⓘ ☒ OFF ☐ ON

Site diagnostics

WEB SERVER LOGGING ⓘ ☒ OFF ☐ ON

DETAILED ERROR MESSAGES ⓘ ☒ OFF ☐ ON

FAILED REQUEST TRACING ⓘ ☒ OFF ☐ ON

Answer:

Answer Area

Application diagnostics






Site diagnostics

**Question No : 29 DRAG DROP**

You manage an Azure Web Site named contososite.

You download the subscription publishing credentials named Contoso-Enterprise.publishsettings.

You need to use Azure Power Shell to achieve the following:

-  Connect to the Contoso-Enterprise subscription.
-  Create a new App Setting named CustomSetting with a value of True.
-  Restart the website.

Which commands should you use? To answer, drag the appropriate Azure PowerShell command to the correct location in the solution. Each command may be used once, more than once, or not at all. You may need to drag the split bar between panes or scroll to view content.

Azure PowerShell Commands

Set-AzureWebsite

Get-AzurePublishSettingsFile

Import-AzurePublishSettingsFile

Start-AzureWebsite

Restart-AzureWebsite

Show-AzureWebsite

Solution

PS C:\> c:\Contoso\Enterprise.publishsettings

PS C:\> Select-AzureSubscription Contoso-Enterprise

PS C:\> \$setting = @{"IsCustom" = "true"}

PS C:\> contososite --AppSettings \$settingPS C:\> contososite

Answer:

Azure PowerShell Commands

Set-AzureWebsite

Get-AzurePublishSettingsFile

Import-AzurePublishSettingsFile

Start-AzureWebsite

Restart-AzureWebsite

Show-AzureWebsite

Solution

PS C:\> c:\Contoso\Enterprise.publishsettings

PS C:\> Select-AzureSubscription Contoso-Enterprise

PS C:\> \$setting = @{"IsCustom" = "true"}

PS C:\> contososite --AppSettings \$settingPS C:\> contososite

Question No : 30

Your company has a subscription to Azure. You plan to deploy 10 websites.

You have the following requirements:

- ✍ Each website has at least 15 GB of storage.
- ✍ All websites can use azurewebsite.net.

You need to deploy the 10 websites while minimizing costs.

Which web tier plan should you recommend?

- A. Free
- B. Small Business
- C. Standard
- D. Basic

Answer: C

Explanation: <http://msdn.microsoft.com/en-us/library/dn787017.aspx>

Question No : 31

You administer an Azure Web Site named contoso. The development team has implemented changes to the website that need to be validated.

You need to validate and deploy the changes with minimum downtime to users.

What should you do first?

- A. Create a new Linked Resource.
- B. Configure Remote Debugging on contoso.
- C. Create a new website named contosoStaging.
- D. Create a deployment slot named contosoStaging.
- E. Back up the contoso website to a deployment slot.

Answer: A

Explanation: [http://msdn.microsoft.com/en-us/library/vstudio/ht9h2dk8\(v=vs.100\).aspx](http://msdn.microsoft.com/en-us/library/vstudio/ht9h2dk8(v=vs.100).aspx)

Question No : 32

You manage an Azure Web Site that is running in Shared mode.

You discover that the website is experiencing increased average response time during periods of heavy user activity.

You need to update the website configuration to address the performance issues as they occur.

What should you do?

- A. Set the website to Standard mode and configure automatic scaling based on CPU

utilization.

B. Configure automatic seating during specific dates.

C. Modify the website instance size.

D. Configure automatic scaling based on memory utilization.

E. Set the website to Basic mode and configure automatic scaling based on CPU utilization.

Answer: A

Explanation: <http://blogs.msdn.com/b/benjaminperkins/archive/2013/12/02/scaling-your-windows-azure-web-site.aspx>

Question No : 33 DRAG DROP

You manage an Azure Web Site in Standard mode at the following address:
contoso.azurewebsites.net.

Your company has a new domain for the site that needs to be accessible by Secure Socket Layer (SSL) encryption.

You need to be able to add a custom domain to the Azure Web Site and assign an SSL certificate.

Which three steps should you perform next in sequence? To answer, move the appropriate actions from the list of actions to the answer area and arrange them in the correct order. More than one order of answer choices may be correct You will receive credit for any of the correct orders you select

Actions	Answer Area
Create a CNAME record from www.contoso.com to contoso.azurewebsites.net.	
Add www.contoso.com to the list of domain names as a custom domain.	
Add an A record in your DNS for www.contoso.com to point to the Azure Web Site IP.	
Add SSL binding for the www.contoso.com domain with the IP-based SSL option selected.	
Add SSL binding for the www.contoso.com domain with the Server Name Indication (SNI) SSL option selected.	
Create a new file that will redirect the site to the new URL and upload it to the Azure Web Site.	

Answer:

Actions	Answer Area
Create a CNAME record from www.contoso.com to contoso.azurewebsites.net.	Add SSL binding for the www.contoso.com domain with the IP-based SSL option selected.
Add www.contoso.com to the list of domain names as a custom domain.	Create a new file that will redirect the site to the new URL and upload it to the Azure Web Site.
Add an A record in your DNS for www.contoso.com to point to the Azure Web Site IP.	Add SSL binding for the www.contoso.com domain with the Server Name Indication (SNI) SSL option selected.
Add SSL binding for the www.contoso.com domain with the IP-based SSL option selected.	
Add SSL binding for the www.contoso.com domain with the Server Name Indication (SNI) SSL option selected.	
Create a new file that will redirect the site to the new URL and upload it to the Azure Web Site.	

Question No : 34

You manage an Azure Web Site named contosoweb. Logging is enabled for contosoweb.

You need to view only errors from your log files in a continuous stream as they occur.

Which Windows Power Shell command should you execute?

- A. Get-AzureWebSiteLog -Name contosoweb -OutBuffer Error
- B. Save-AzureWebSiteLog -Name contosoweb -Output Errors
- C. Get-AzureWebSiteLog -Name contosoweb -Tail -Message Error
- D. Get-Azure WebSiteLog -Name contosoweb -Message Error

Answer: C

Explanation: <http://msdn.microsoft.com/en-us/library/dn495187.aspx>

Question No : 35 HOTSPOT

You manage two websites for your company. The sites are hosted on an internal server that is beginning to experience performances issues due to high traffic.

You plan to migrate the sites to Azure Web Sites.

The sites have the following configurations:

Name	Purpose	Characteristics
Site 1	Public-facing forum for clients and customers to interact	<ul style="list-style-type: none">Developed in Node.JSContains 11GB of dataDeployed to two (2) instances
Site 2	Public-facing portal for users to access their customer records	<ul style="list-style-type: none">Developed in ASP.NET 4.0Contains 9GB of dataDeployed to three (3) instances

In the table below, identify the web hosting plan with the lowest cost for each site. Make only one selection in each column.

Answer Area

Web Hosting Plan	Site 1	Site 2
FREE	<input type="radio"/>	<input type="radio"/>
SHARED	<input type="radio"/>	<input type="radio"/>
BASIC	<input type="radio"/>	<input type="radio"/>
STANDARD	<input type="radio"/>	<input type="radio"/>

Answer:**Answer Area**

Web Hosting Plan	Site 1	Site 2
FREE	<input type="radio"/>	<input type="radio"/>
SHARED	<input type="radio"/>	<input type="radio"/>
BASIC	<input type="radio"/>	<input checked="" type="radio"/>
STANDARD	<input checked="" type="radio"/>	<input type="radio"/>

Question No : 36

You administer an Azure Web Site named contoso. You create a job named

Cleanlogs.cmd that will be executed manually, twice a week.

You need to deploy the job.

To which folder location should you deploy CleanLogs.cmd?

- A. ./App_Code/jobs/triggered/cleanLogs/CleanLogs.cmd
- B. ./App_Data/jobs/triggered/clean Logs/Clean Logs.cmd
- C. ./App_Code/jobs/continuous/cleanLogs/CleanLogs.cmd
- D. ./App_Data/jobs/continuous/cleanLogs/CleanLogs.cmd

Answer: B

Explanation: http://blog.amitapple.com/post/74215124623/deploy-azure-webjobs/#.VDZam_mSx8E

Question No : 37

Your company network includes an On-Premises Windows Active Directory (AD) that has a DNS domain named contoso.local and an email domain named contoso.com. You plan to migrate from On-Premises Exchange to Office 365.

You configure DirSync and set all Azure Active Directory {Azure AD} usernames as %username%@contoso.onmicrosoft.com.

You need to ensure that each user is able to log on by using the email domain as the username.

Which two actions should you perform? Each correct answer presents part of the solution.

- A. Verify the email domain in Azure AD domains.
- B. Run the Set-MsolUserPrincipalName -UserPrincipalName %username%@contoso.onmicrosoft.com -NewUserPrincipalName %username%@contoso.com Power Shell cmdlet.
- C. Edit the ProxyAddress attribute on the On-Premises Windows AD user account.
- D. Verify the Windows AD DNS domain in Azure AD domains.
- E. Update the On-Premises Windows AD user account UPN to match the email address.

Answer: A,C

Explanation: <http://stackoverflow.com/questions/22380653/verify-a-domain-name-in-azure-active-directory>
<http://support.microsoft.com/kb/2643629>

Question No : 38

You develop a Windows Store application that has a web service backend.

You plan to use the Azure Active Directory Authentication Library to authenticate users to Azure Active Directory (Azure AD) and access directory data on behalf of the user.

You need to ensure that users can log in to the application by using their Azure AD credentials.

Which two actions should you perform? Each correct answer presents part of the solution.

- A. Create a native client application in Azure AD.
- B. Configure directory integration.
- C. Create a web application in Azure AD.
- D. Enable workspace join.
- E. Configure an Access Control namespace.

Answer: A,B

Explanation: http://msdn.microsoft.com/en-us/library/azure/dn499820.aspx#BKMK_Auth

Question No : 39

Your company plans to migrate from On-Premises Exchange to Office 365.

The existing directory has numerous service accounts in your On-Premises Windows Active Directory (AD), stored in separate AD Organizational Units (OU) for user accounts.

You need to prevent the service accounts in Windows AD from syncing with Azure AD.

What should you do?

- A. Create an OU filter in the Azure AD Module for Windows PowerShell.
- B. Configure directory partitions in miisclient.exe.
- C. Set Active Directory ACLs to deny the DirSync Windows AD service account MSOL_AD_SYNC access to the service account OUs.
- D. Create an OU filter in the Azure Management Portal.

Answer: B

Explanation: <http://blogs.msdn.com/b/denotation/archive/2012/11/21/installing-and-configure-dirsync-with-ou-level-filtering-for-office365.aspx>

Question No : 40

You manage an Azure Active Directory (AD) tenant

You plan to allow users to log in to a third-party application by using their Azure AD credentials.

To access the application, users will be prompted for their existing third-party user names and passwords.

You need to add the application to Azure AD.

Which type of application should you add?

- A. Existing Single Sign-On with identity provisioning
- B. Password Single Sign-On with identity provisioning
- C. Existing Single Sign-On without identity provisioning
- D. Password Single Sign-On without identity provisioning

Answer: A

Explanation: <http://msdn.microsoft.com/en-us/library/azure/dn308588.aspx>

Question No : 41

You plan to use Password Sync on your DirSync Server with Azure Active Directory (Azure AD) on your company network. You configure the DirSync server and complete an initial synchronization of the users.

Several remote users are unable to log in to Office 365. You discover multiple event log entries for "Event ID 611 Password synchronization failed for domain."

You need to resolve the password synchronization issue.

Which two actions should you perform? Each correct answer presents part of the solution.

- A. Restart Azure AD Sync Service.
- B. Run the Set-FullPasswordSync Power Shell cmdlet.
- C. Force a manual synchronization on the DirSync server.
- D. Add the DirSync service account to the Schema Admins domain group.

Answer: A,B

Explanation: <http://support2.microsoft.com/kb/2915221>

Question No : 42

You administer an Access Control Service namespace named contosoACS that is used by a web application. ContosoACS currently utilizes Microsoft and Yahoo accounts.

Several users in your organization have Google accounts and would like to access the web application through ContosoACS.

You need to allow users to access the application by using their Google accounts.

What should you do?

- A. Register the application directly with Google.
- B. Edit the existing Microsoft Account identity provider and update the realm to include Google.
- C. Add a new Google identity provider.
- D. Add a new WS-Federation identity provider and configure the WS-Federation metadata to point to the Google sign-in URL.

Answer: C

Explanation: <http://msdn.microsoft.com/en-us/library/azure/gg185976.aspx>

Question No : 43

You publish an application named MyApp to Azure Active Directory (Azure AD). You grant access to the web APIs through OAuth 2.0.

MyApp is generating numerous user consent prompts.

You need to reduce the amount of user consent prompts.

What should you do?

- A. Enable Multi-resource refresh tokens.
- B. Enable WS-federation access tokens.
- C. Configure the Open Web Interface for .NET.
- D. Configure SAML 2.0.

Answer: B

Explanation: <http://msdn.microsoft.com/en-us/library/azure/gg185933.aspx>

Question No : 44

Your company network includes users in multiple directories.

You plan to publish a software-as-a-service application named SaaSApp1 to Azure Active

Directory.

You need to ensure that all users can access SaasApp1.

What should you do?

- A. Configure the Federation Metadata URL
- B. Register the application as a web application.
- C. Configure the application as a multi-tenant.
- D. Register the application as a native client application.

Answer: C

Explanation: <http://msdn.microsoft.com/en-us/library/azure/dn151789.aspx>

Question No : 45 DRAG DROP

You administer an Azure SQL database named contosodb that is running in Standard/Si tier. The database is in a server named server1 that is a production environment. You also administer a database server named server2 that is a test environment. Both database servers are in the same subscription and the same region but are on different physical clusters.

You need to copy contosodb to the test environment.

Which three steps should you perform in sequence? To answer, move the appropriate actions from the list of actions to the answer area and arrange them in the correct order.

Action	Answer Area
Use DB copy to create a copy of contosodb in server2 named contosodb.	
Set Export Status to Automatic for contosodb in server1.	
Use DB copy to create a copy of contosodb in server1 named contosodbtmp.	
Scale contosodb in server2 to Standard/S1.	
Import the BACPAC file to server2 as contosodb.	
Export contosodbtmp in server1 to a BACPAC file in Azure Blob storage.	
Rename contosodbtmp to contosodb in server1.	
Use Active Geo-Replication and replicate contosodb to server2.	

Answer:

Action	Answer Area
Use DB copy to create a copy of contosodb in server2 named contosodb.	Export contosodbtmp in server1 to a BACPAC file in Azure Blob storage.
Set Export Status to Automatic for contosodb in server1.	Set Export Status to Automatic for contosodb in server1.
Use DB copy to create a copy of contosodb in server1 named contosodbtmp.	
Scale contosodb in server2 to Standard/S1.	
Import the BACPAC file to server2 as contosodb.	
Export contosodbtmp in server1 to a BACPAC file in Azure Blob storage.	
Rename contosodbtmp to contosodb in server1.	Rename contosodbtmp to contosodb in server1.
Use Active Geo-Replication and replicate contosodb to server2.	

Question No : 46

You are migrating a local virtual machine (VM) to an Azure VM. You upload the virtual hard disk (VHD) file to Azure Blob storage as a Block Blob.

You need to change the Block Blob to a page blob.

What should you do?

- A. Delete the Block Blob and re-upload the VHD as a page blob.
- B. Update the type of the blob programmatically by using the Azure Storage .NET SDK.
- C. Update the metadata of the current blob and set the Blob-Type key to Page.
- D. Create a new empty page blob and use the Azure Blob Copy Power Shell cmdlet to copy the current data to the new blob.

Answer: A

Explanation: <http://msdn.microsoft.com/en-us/library/dn466429.aspx>

Question No : 47

You administer a Microsoft Azure SQL Database data base in the US Central region named contosodb. Contosodb runs on a Standard tier within the SI performance level.

You have multiple business-critical applications that use contosodb.

You need to ensure that you can bring contosodb back online in the event of a natural disaster in the US Central region. You want to achieve this goal with the least amount of downtime.

Which two actions should you perform? Each correct answer presents part of the solution.

- A. Upgrade to S2 performance level.
- B. Use active geo-replication.
- C. Use automated Export.
- D. Upgrade to Premium tier.
- E. Use point in time restore.
- F. Downgrade to Basic tier.

Answer: B,D

Explanation: <http://msdn.microsoft.com/en-us/data/dn741337>

Question No : 48

You administer a Microsoft Azure SQL Database database in the US Central region named contosodb. Contosodb runs on a Standard tier within the SI performance level.

You have multiple business-critical applications that use contosodb.

You need to ensure that you can bring contosodb back online in the event of a natural disaster in the US Central region. You want to achieve this goal with the least amount of downtime.

Which two actions should you perform? Each correct answer presents part of the solution.

- A. Upgrade to S2 performance level.
- B. Use active geo-replication.
- C. Use automated Export.
- D. Upgrade to Premium tier.
- E. Use point in time restore.
- F. Downgrade to Basic tier.

Answer: B,D

Explanation:

Note: Active Geo-Replication is only supported for databases in the Premium service tier.

Ref: <http://msdn.microsoft.com/en-us/library/azure/dn741339.aspx>

Question No : 49 DRAG DROP

You manage an application deployed to a cloud service that utilizes an Azure Storage account.

The cloud service currently uses the primary access key.

Security policy requires that all shared access keys are changed without causing application downtime.

Which three steps should you perform in sequence? To answer, move the appropriate actions from the list of actions to the answer area and arrange them in the correct order.

Action	Answer Area
Update the cloud service configuration with the primary access key.	
Regenerate the primary access key.	
Regenerate the secondary access key.	
Update the cloud service configuration with the secondary access key.	

Answer:

Action	Answer Area
Update the cloud service configuration with the primary access key.	Regenerate the secondary access key.
Regenerate the primary access key.	Update the cloud service configuration with the secondary access key.
Regenerate the secondary access key.	Regenerate the primary access key.
Update the cloud service configuration with the secondary access key.	

Question No : 50

You manage two datacenters in different geographic regions and one branch office.

You plan to implement a geo-redundant backup solution.

You need to ensure that each datacenter is a cold site for the other.

You create a recovery vault. What should you do next?

- A. Install the provider.
- B. Upload a certificate to the vault.
- C. Generate a vault key.
- D. Set all virtual machines to DHCP.
- E. Prepare System Center Virtual Machine Manager (SCVMM) servers.
- F. Create mappings between the virtual machine (VM) networks.

Answer: C

Question No : 51

You manage a collection of large video files that is stored in an Azure Storage account.

A user wants access to one of your video files within the next seven days.

You need to allow the user access only to the video file, and then revoke access once the user no longer needs it.

What should you do?

- A. Give the user the secondary key for the storage account.
Once the user is done with the file, regenerate the secondary key.
- B. Create an Ad-Hoc Shared Access Signature for the Blob resource.
Set the Shared Access Signature to expire in seven days.
- C. Create an access policy on the container.
Give the external user a Shared Access Signature for the blob by using the policy.
Once the user is done with the file, delete the policy.
- D. Create an access policy on the blob.
Give the external user access by using the policy.
Once the user is done with the file, delete the policy.

Answer: C

Explanation:

Ref: <http://azure.microsoft.com/en-us/documentation/articles/storage-dotnet-shared-access-signature-part-1/>

Question No : 52

You administer an Azure Storage account named contoso storage. The account has queue containers with logging enabled.

You need to view all log files generated during the month of July 2014.

Which URL should you use to access the list?

- A.** <http://contosostorage.queue.core.windows.net/Slogs?restype=container&comp=list&prefix=queue/2014/07>
- B.** <http://contosostorage.queue.core.windows.net/Sfiles?restype=container&comp=list&prefix=queue/2014/07>
- C.** <http://contosostorage.blob.core.windows.net/Sfiles?restype=container&comp=list&prefix=queue/2014/07>
- D.** <http://contosostorage.blob.core.windows.net/Slogs?restype=container&comp=list&prefix=queue/2014/07>






Answer: D

Explanation:

Ref: <http://msdn.microsoft.com/library/azure/hh343262.aspx>

Question No : 53

Your company has two physical locations configured in a geo-clustered environment that includes:

-  System Center Virtual Machine Manager 2012 R2
-  System Center Data Protection Manager 2012 R2
-  SQL Server 2012
-  Windows Server 2012 R2 Hyper-V
-  Over 100 virtual machines (VMs) in each physical location

Your company has recently signed up for Azure.

You plan to leverage your current network environment to provide a backup solution for your VMs.

You need to recommend a solution that ensures all VMs are redundant and deployable between locations. You also want the solution to minimize downtime in the event of an

outage at either physical location.

Which solution should you recommend?

- A. Configure a backup vault in Azure and use Data Protection Manager to back up The Windows Servers.
- B. Use Data Protection Manager and back up the VMs in each location.
- C. Use Azure site recovery in an on-premises to Azure protection configuration.
- D. Use Azure site recovery in an on-premises to on-premises protection configuration.

Answer: D

Question No : 54

You manage an application running on Azure Web Sites Standard tier. The application uses a substantial amount of large image files and is used by people around the world.

Users from Europe report that the load time of the site is slow.

You need to implement a solution by using Azure services.

What should you do?

- A. Configure Azure blob storage with a custom domain.
- B. Configure Azure CDN to cache all responses from the application web endpoint.
- C. Configure Azure Web Site auto-scaling to increase instances at high load.
- D. Configure Azure CDN to cache site images and content stored in Azure blob storage.

Answer: A

Explanation:

Ref: <http://azure.microsoft.com/en-us/documentation/articles/storage-custom-domain-name/>

Question No : 55

You manage a set of virtual machines (VMs) deployed to the cloud service named fabrikamVM.

You configure auto scaling according to the following parameters:

- ✍ With an instance range of two to six instances
- ✍ To maintain CPU usage between 70 and 80 percent
- ✍ To scale up one instance at a time
- ✍ With a scale up wait time of 30 minutes
- ✍ To scale down one instance at a time
- ✍ With a scale down wait time of 30 minutes

You discover the following usage pattern of a specific application:

- ✍ The application peaks very quickly, and the peak lasts for several hours.
- ✍ CPU usage stays above 90 percent for the first 1 to 1.5 hours after usage increases.
- ✍ After 1.5 hours, the CPU usage falls to about 75 percent until application usage begins to decline.

You need to modify the auto scaling configuration to scale up faster when usage peaks.

What are two possible ways to achieve this goal? Each correct answer presents a complete solution.

- A. Decrease the scale down wait time.
- B. Decrease the scale up wait time.
- C. Increase the number of scale up instances.
- D. Increase the scale up wait time.
- E. Increase the maximum number of instances.

Answer: B,C

Question No : 56

Your company network has two physical locations configured in a geo-clustered environment. You create a Blob storage account in Azure that contains all the data associated with your company.

You need to ensure that the data remains available in the event of a site outage.

Which storage option should you enable?

- A. Locally redundant storage
- B. Geo-redundant storage
- C. Zone-redundant storage
- D. Read-only geo-redundant storage

Answer: D

Question No : 57

You develop a set of Power Shell scripts that will run when you deploy new virtual machines (VMs).

You need to ensure that the scripts are executed on new VMs. You want to achieve this goal by using the least amount of administrative effort.

What should you do?

- A. Create a new GPO to execute the scripts as a logon script.
- B. Create a SetupComplete.cmd batch file to call the scripts after the VM starts.
- C. Create a new virtual hard disk (VHD) that contains the scripts.
- D. Load the scripts to a common file share accessible by the VMs.
- E. Set the VMs to execute a custom script extension.

Answer: A

Question No : 58

You manage a virtual Windows Server 2012 web server that is hosted by an on-premises Windows Hyper-V server. You plan to use the virtual machine (VM) in Azure.

You need to migrate the VM to Azure Storage to add it to your repository.

Which Azure Power Shell cmdlet should you use?

- A. Import-AzureVM
- B. New-AzureVM
- C. Add-AzureDisk
- D. Add-AzureWebRole

E. Add-AzureVhd

Answer: E

Explanation:

Ref: <http://msdn.microsoft.com/en-us/library/dn495173.aspx>

Question No : 59

You administer a set of virtual machine (VM) guests hosted in Hyper-V on Windows Server 2012 R2.

The virtual machines run the following operating systems:

- ✍ Windows Server 2008
- ✍ Windows Server 2008 R2
- ✍ Linux (openSUSE 13.1)

All guests currently are provisioned with one or more network interfaces with static bindings and VHDX disks. You need to move the VMs to Azure Virtual Machines hosted in an Azure subscription.

Which three actions should you perform? Each correct answer presents part of the solution.

- A. Install the WALinuxAgent on Linux servers.
- B. Ensure that all servers can acquire an IP by means of Dynamic Host Configuration Protocol (DHCP).
- C. Upgrade all Windows VMs to Windows Server 2008 R2 or higher.
- D. Sysprep all Windows servers.
- E. Convert the existing virtual disks to the virtual hard disk (VHD) format.

Answer: A,C,E

Question No : 60

You administer a virtual machine (VM) that is deployed to Azure. You configure a rule to

generate an alert when the average availability of a web service on your VM drops below 95 percent for 15 minutes.

The development team schedules a one-hour maintenance period.

You have the following requirements:

- ✎ No alerts are created during the maintenance period.
- ✎ Alerts can be restored when the maintenance is complete.

You want to achieve this goal by using the least amount of administrative effort.

What should you do from the Management Portal?

- A. Select and disable the rule from the Dashboard page of the virtual machine.
- B. Select and delete the rule from the Configure page of the virtual machine.
- C. Select and disable the rule from the Monitor page of the virtual machine.
- D. Select and disable the rule on the Configure page of the virtual machine.

Answer: C

Question No : 61 DRAG DROP

You administer an Azure Virtual Machine (VM) named CON-CL1. CON-CL1 is in a cloud service named ContosoService1.

You want to create a new VM named MyApp that will have a fixed IP address and be hosted by an Azure Datacenter in the US West region.

You need to assign a fixed IP address to the MyApp VM.

Which Azure Power Shell cmdlets and values should you use? To answer, drag the appropriate cmdlet or value to the correct location in the PowerShell command. Each cmdlet or value may be used once, more than once, or not at all. You may need to drag the split bar between panes or scroll to view content

cmdlets and values

West US

Central US

New-AzureReservedIP

New-AzureInstanceLevelIP

ReservedIP

ReservedIPName

Set-AzureReservedIP

Set-AzureInstanceLevelIP

PowerShell Command

```
PS C:\> $ [cmdlet or value] = [cmdlet or value] - ReservedIPName "MyApp" -Label
"WebAppMyApp" -Location " [cmdlet or value] "
```

```
PS C:\> New-AzureVMConfig -Name "WebAppVM" -InstanceSize Small -ImageName $images[60].ImageName
| Add-AzureProvisioningConfig -Windows -AdminUsername Administrator -Password Admin$PwD
| New-AzureVM -ServiceName "MyWebApp" [cmdlet or value]
$ReservedIP -location " [cmdlet or value] "
```

Answer:

cmdlets and values

West US

Central US

New-AzureReservedIP

New-AzureInstanceLevelIP

ReservedIP

ReservedIPName

Set-AzureReservedIP

Set-AzureInstanceLevelIP

PowerShell Command

```
PS C:\> ReservedIP = New-AzureReservedIP - ReservedIPName "MyApp" -Label
"WebAppMyApp" -Location " West US "
```

```
PS C:\> New-AzureVMConfig -Name "WebAppVM" -InstanceSize Small -ImageName $images[60].ImageName
| Add-AzureProvisioningConfig -Windows -AdminUsername Administrator -Password Admin$PwD
| New-AzureVM -ServiceName "MyWebApp" ReservedIPName
$ReservedIP -location " West US "
```

Question No : 62

You manage an Azure subscription with virtual machines (VMs) that are running in Standard mode.

You need to reduce the storage costs associated with the VMs.

What should you do?

- A. Locate and remove orphaned disks.
- B. Add the VMs to an affinity group.
- C. Change VMs to the Basic tier.
- D. Delete the VHD container.

Answer: A

Question No : 63

You manage several Azure virtual machines (VMs). You create a custom image to be used by employees on the development team.

You need to ensure that the custom image is available when you deploy new servers.

Which Azure Power Shell cmdlet should you use?

- A. Update-AzureVMImage
- B. Add-AzureVhd
- C. Add-AzureVMImage
- D. Update-AzureDisk
- E. Add-AzureDataDisk

Answer: C

Question No : 64

You administer a cloud service.

You plan to host two web applications named contosoWeb and contosoWebSupport.

You need to ensure that you can host both applications and qualify for the Azure Service Level Agreement. You want to achieve this goal while minimizing costs.

How should you host both applications?

- A. in different web roles with two instances in each web role
- B. in the same web role with two instances
- C. in different web roles with one instance in each web role
- D. in the same web role with one instance

Answer: B

Explanation:

Ref: <http://azure.microsoft.com/en-us/documentation/articles/cloud-services-what-is/>

Question No : 65 HOTSPOT

You manage two cloud services named Service1 and Service2. The development team updates the code for each application and notifies you that the services are packaged and ready for deployment.

Each cloud service has specific requirements for deployment according to the following table.

Name	Deployment requirements
Service1	<ul style="list-style-type: none"> You must be able to re-deploy the service using a previous package. The package must be retained for disaster recovery purposes.
Service2	<ul style="list-style-type: none"> Maintaining the existing service package is not required.

In the table below, identify the deployment method for each service. Make only one selection in each column.

Answer Area

Deployment method	Service1	Service2
Manually update DLL on cloud service by means of RDP.	<input type="radio"/>	<input type="radio"/>
Update by using package in Azure Storage.	<input type="radio"/>	<input type="radio"/>
Update by using package from your local computer.	<input type="radio"/>	<input type="radio"/>

Answer:

Answer Area

Deployment method	Service1	Service2
Manually update DLL on cloud service by means of RDP.	<input type="radio"/>	<input type="radio"/>
Update by using package in Azure Storage.	<input type="radio"/>	<input checked="" type="radio"/>
Update by using package from your local computer.	<input checked="" type="radio"/>	<input type="radio"/>

Question No : 66 DRAG DROP

You plan to deploy a cloud service named contosoapp. The service includes a web role named contosowebrole. The web role has an endpoint named restrictedEndpoint.

You need to allow access to restricted Endpoint only from your office machine using the IP address 145.34.67.82.

Which values should you use within the service configuration file? To answer, drag the appropriate value to the correct location in the service configuration file. Each value may be used once, more than once, or not at all. You may need to drag the split bar between panes or scroll to view content.

Values	Service Configuration File
<input type="text" value="permit"/> <input type="text" value="deny"/> <input type="text" value="145.34.67.82/32"/> <input type="text" value="0.0.0.0/0"/> <input type="text" value="145.34.67.82/1"/> <input type="text" value="0.0.0.0/32"/>	<pre> <NetworkConfiguration> <AccessControls> <AccessControl name="test"> <Rule action="Value" " order="2' remoteSubnet="Value" " /> <Rule action="Value" " order="1' remoteSubnet="Value" " /> </AccessControl> </AccessControls> <EndpointAcls> <EndpointAcl role="contosowebservice" accessControl="test" endPoint= "restrictedEndpoint"/> </EndpointAcls> </NetworkConfiguration> </pre>

Answer:

Values	Service Configuration File
<input type="text" value="permit"/> <input type="text" value="deny"/> <input type="text" value="145.34.67.82/32"/> <input type="text" value="0.0.0.0/0"/> <input type="text" value="145.34.67.82/1"/> <input type="text" value="0.0.0.0/32"/>	<pre> <NetworkConfiguration> <AccessControls> <AccessControl name="test"> <Rule action="deny" " order="2' remoteSubnet="0.0.0.0/0" " /> <Rule action="permit" " order="1' remoteSubnet="145.34.67.82/32" " /> </AccessControl> </AccessControls> <EndpointAcls> <EndpointAcl role="contosowebservice" accessControl="test" endPoint= "restrictedEndpoint"/> </EndpointAcls> </NetworkConfiguration> </pre>

Question No : 67

You manage a cloud service that utilizes an Azure Service Bus queue.

You need to ensure that messages that are never consumed are retained.

What should you do?

A. Check the MOVE TO THE DEAD-LETTER SUBQUEUE option for Expired Messages in

the Azure Portal.

- B.** From the Azure Management Portal, create a new queue and name it Dead-Letter.
- C.** Execute the Set-AzureServiceBus PowerShell cmdlet.
- D.** Execute the New-AzureSchedulerStorageQueueJob PowerShell cmdlet.

Answer: A

Question No : 68

You manage a web application published to Azure Cloud Services.

Your service level agreement (SLA) requires that you are notified in the event of poor performance from customer locations in the US, Asia, and Europe.

You need to configure the Azure Management Portal to notify you when the SLA performance targets are not met.

What should you do?

- A.** Create an alert rule to monitor web endpoints.
- B.** Create a Notification Hub alert with response time metrics.
- C.** Add an endpoint monitor and alert rule to the Notification Hub.
- D.** Configure the performance counter on the cloud service.

Answer: A

Explanation:

Ref: <http://msdn.microsoft.com/en-us/library/azure/dn306639.aspx>

Question No : 69

You manage a cloud service that hosts a customer-facing application. The application allows users to upload images and create collages. The cloud service is running in two medium instances and utilizes Azure Queue storage for image processing. The storage account is configured to be locally redundant.

The sales department plans to send a newsletter to potential clients. As a result, you expect a significant increase in global traffic.

You need to recommend a solution that meets the following requirements:

- ✍ Configure the cloud service to ensure the application is responsive to the traffic increase.
- ✍ Minimize hosting and administration costs.

What are two possible ways to achieve this goal? Each correct answer presents a complete solution.

- A. Configure the cloud service to run in two Large instances.
- B. Configure the cloud service to auto-scale to three instances when processor utilization is above 80%.
- C. Configure the storage account to be geo-redundant
- D. Deploy a new cloud service in a separate data center. Use Azure Traffic Manager to load balance traffic between the cloud services.
- E. Configure the cloud service to auto-scale when the queue exceeds 1000 entries per machine.

Answer: B,E

Question No : 70

You manage a cloud service on two instances. The service name is Service1 and the role name is ServiceRole1.

Service1 has performance issues during heavy traffic periods.

You need to increase the existing deployment of Service1 to three instances.




Which Power Shell cmdlet should you use?

- A. PS C:\>Set-AzureService -ServiceName "Service1" -Label "ServiceRole1" -Description "Instance count=3"
- B. PS C:\>Set-AzureRole -ServiceName "Service1" -Slot "Production" -RoleName "ServiceRole1" -Count 3
- C. PS C:\>Add-AzureWebRole -Name 'ServiceRole1' -Instances 3
- D. PS C:\> \$instancecount = New-Object Hashtable\$settings['INSTANCECOUNT=3']
PS C:\> Set-AzureWebsite -AppSettings \$instancecount ServiceRole1

Answer: B**Question No : 71 DRAG DROP**

You plan to deploy a cloud service named contosoapp that has a web role named contosoeweb and a worker role named contosoimagepurge.

You need to ensure the service meets the following requirements:

-  Contosoeweb can be accessed over the Internet by using http.
-  Contosoimagepurge can only be accessed through tcp port 5001 from contosoeweb.
-  Contosoimagepurge cannot be accessed directly over the Internet.

Which configuration should you use? To answer, drag the appropriate configuration setting to the correct location in the service configuration file. Each configuration setting may be used once, more than once, or not at all. You may need to drag the split bar between panes or scroll to view content.

Configuration Settings

`<InputEndpoint name="Endpoint1" protocol="http" port="80" />`

`<InternalEndpoint name="Endpoint1" protocol="http" port="80" />`

`<InputEndpoint name="Endpoint1" protocol="tcp" port="5001" />`

`<Destinations>
 <RoleEndpoint endpointName="EndPoint1" roleName="contosoimagepurge"/>
</Destinations>
<WhenSource matches="AnyRule">
 <FromRole roleName="contosoeweb"/>
</WhenSource>`

`<Destinations>
 <RoleEndpoint endpointName="EndPoint1" roleName="contosoimagepurge"/>
</Destinations>
<AllowAllTraffic/>`

Service Configuration File

`<ServiceDefinition name="contosoapp"
 <WebRole name="contosoeweb" vmSize="Small">
 Configuration setting
 </WebRole>
 <WorkerRole name="contosoimagepurge" vmSize="Small">
 Endpoints
 </WorkerRole>
</ServiceDefinition>`

`</Endpoints>
</WebRole>
<WorkerRole name="contosoimagepurge" vmSize="Small">
 Endpoints
</WorkerRole>
</Endpoints>
<NetworkTrafficRules>
 <OnlyAllowTrafficTo>
 Configuration setting
 </OnlyAllowTrafficTo>
</NetworkTrafficRules>
</ServiceDefinition>`

Answer:

Configuration Settings

```
<InputEndpoint name="Endpoint1" protocol="http" port="80" />
```

```
<InternalEndpoint name="Endpoint1" protocol="http" port="80" />
```

```
<InputEndpoint name="Endpoint1" protocol="tcp" port="5001" />
```

```
<Destinations>
  <RoleEndpoint endpointName="EndPoint1" roleName="contosoimagepurge"/>
</Destinations>
<WhenSource matches="AnyRule">
  <FromRole roleName="contosoimagepurge"/>
</WhenSource>
```

```
<Destinations>
  <RoleEndpoint endpointName="EndPoint1" roleName="contosoimagepurge"/>
</Destinations>
<AllowAllTraffic/>
```

Service Configuration File

```
<ServiceDefinition name="contosoapp">
  <WebRole name="contosoapp" vmSize="Small">
```

```
<InputEndpoint name="Endpoint1" protocol="http" port="80" />
```

```
</Endpoints>
</WebRole>
<WorkerRole name="contosoimagepurge" vmSize="Small">
  <Endpoints>
```

```
<InputEndpoint name="Endpoint1" protocol="tcp" port="5001" />
```

```
</Endpoints>
</WorkerRole>
</NetworkTrafficRules>
</ServiceDefinition>
```

```
<Destinations>
  <RoleEndpoint endpointName="EndPoint1" roleName="contosoimagepurge"/>
</Destinations>
<WhenSource matches="AnyRule">
  <FromRole roleName="contosoimagepurge"/>
</WhenSource>
</OnlyAllowTrafficTo>
</NetworkTrafficRules>
</ServiceDefinition>
```

Question No : 72

Your company network includes two branch offices. Users at the company access internal virtual machines (VMs).

You want to ensure secure communications between the branch offices and the internal VMs and network.

You need to create a site-to-site VPN connection.

What are two possible ways to achieve this goal? Each correct answer presents a complete solution.

- A. a private IPv4 IP address and a compatible VPN device
- B. a private IPv4 IP address and a RRAS running on Windows Server 2012
- C. a public-facing IPv4 IP address and a compatible VPN device
- D. a public-facing IPv4 IP address and a RRAS running on Windows Server 2012

Answer: C,D

Question No : 73

You manage an Azure virtual network that hosts 15 virtual machines (VMs) on a single subnet which is used for testing a line of business (LOB) application. The application is deployed to a VM named TestWebServiceVM.

You need to ensure that TestWebServiceVM always starts by using the same IP address. You need to achieve this goal by using the least amount of administrative effort.

What should you do?

- A. Use the Management Portal to configure TestWebServiceVM.
- B. Use RDP to configure TestWebServiceVM.
- C. Run the Set-AzureStaticVNetIP PowerShell cmdlet.
- D. Run the Get-AzureReservedIP PowerShell cmdlet.

Answer: C

Explanation: Ref: <http://msdn.microsoft.com/en-us/library/azure/dn630228.aspx>

Question No : 74 DRAG DROP

You administer two virtual machines (VMs) that are deployed to a cloud service. The VMs are part of a virtual network.

The cloud service monitor and virtual network configuration are configured as shown in the exhibits. (Click the Exhibits button.)



fabrikamvnet



DASHBOARD

CONFIGURE

CERTIFICATES

dns servers

ENTER NAME

IP ADDRESS

point-to-site connectivity

CONNECTION



Configure point-to-site connectivity

virtual network address spaces

ADDRESS SPACE	STARTING IP	CIDR (ADDRESS COUNT)	USABLE ADDRESS RANGE
172.16.0.0/23	172.16.0.0	/23 (507)	172.16.0.4 - 172.16.1.254
SUBNETS			
Subnet-1	172.16.0.0	/26 (59)	172.16.0.4 - 172.16.0.62
Subnet-2	172.16.0.64	/26 (59)	172.16.0.68 - 172.16.0.126
add subnet			
add address space			

You need to create an internal load balancer named fabLoadBalancer that has a static IP address of 172.16.0.100.

Which value should you use in each parameter of the Power Shell command?

To answer, drag the appropriate value to the correct location in the Power Shell command. Each value may be used once, more than once, or not at all. You may need to drag the split bar between panes or scroll to view content.

Values

fabSvc1

fabSvc2

fabSvc

fabrikamVNet

Subnet-1

Subnet-2

PowerShell command parameter

```
Add-AzureInternalLoadBalancer  
-InternalLoadBalancerName fabLoadBalancer  
  
-ServiceName Value  
  
-SubnetName Value  
  
-StaticVNetIPAddress 172.16.0.100
```

Answer:**Values**

fabSvc1

fabSvc2

fabSvc

fabrikamVNet

Subnet-1

Subnet-2

PowerShell command parameter

```
Add-AzureInternalLoadBalancer  
-InternalLoadBalancerName fabLoadBalancer  
  
-ServiceName fabSvc  
  
-SubnetName Subnet-2  
  
-StaticVNetIPAddress 172.16.0.100
```

Question No : 75 DRAG DROP

Your development team has created a new solution that is deployed in a virtual network named fabDevVNet.

Your testing team wants to begin testing the solution in a second Azure subscription.

You need to create a virtual network named fabTestVNet that is identical to fabDevVNet. You want to achieve this goal by using the least amount of administrative effort.

Which three steps should you perform in sequence? To answer, move the appropriate actions from the list of actions to the answer area and arrange them in the correct order.

Action	Answer Area
In the Management Portal, rename the virtual network to fabTestVNet in the testing subscription.	
In the development subscription, import the network configuration.	
In the testing subscription, import the network configuration.	
In the development subscription, export the network configuration.	
Create a virtual network by using the Management Portal in the testing subscription.	
In the network configuration file, set the name attribute of the VirtualNetworkSite to fabTestVNet.	
In the testing subscription, export the network configuration.	

Answer:

Action	Answer Area
In the Management Portal, rename the virtual network to fabTestVNet in the testing subscription.	In the development subscription, export the network configuration.
In the development subscription, import the network configuration.	In the network configuration file, set the name attribute of the VirtualNetworkSite to fabTestVNet.
In the testing subscription, import the network configuration.	In the testing subscription, import the network configuration.
In the development subscription, export the network configuration.	
Create a virtual network by using the Management Portal in the testing subscription.	
In the network configuration file, set the name attribute of the VirtualNetworkSite to fabTestVNet.	
In the testing subscription, export the network configuration.	

Question No : 76

Your network environment includes remote employees.

You need to create a secure connection for the remote employees who require access to your Azure virtual network.

What should you do?

- A. Deploy Windows Server 2012 RRAS.
- B. Configure a point-to-site VPN.
- C. Configure an ExpressRoute.
- D. Configure a site-to-site VPN.

Answer: A

Question No : 77 DRAG DROP

You have a solution deployed into a virtual network in Azure named fabVNet. The fabVNet virtual network has three subnets named Apps, Web, and DB that are configured as shown

in the exhibit. (Click the Exhibits button.)

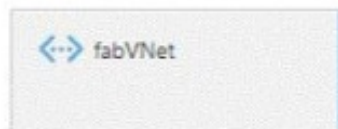
virtual network address spaces

ADDRESS SPACE	STARTING IP	CIDR (ADDRESS COUNT)	USABLE ADDRESS RANGE
10.0.0.0/23	10.0.0.0	/23 (507)	10.0.0.4 - 10.0.1.254
SUBNETS			
Apps	10.0.0.0	/26 (59)	10.0.0.4 - 10.0.0.62
Web	10.0.0.64	/29 (3)	10.0.0.68 - 10.0.0.70
DB	10.0.0.72	/29 (3)	10.0.0.76 - 10.0.0.78
add subnet			
add address space			

fabvnet

[DASHBOARD](#) [CONFIGURE](#) [CERTIFICATES](#)

virtual network



resources

NAME	ROLE	IP ADDRESS	SUBNET NAME	
fabApps1	Virtual Machine	10.0.0.4	Apps	
fabDB1	Virtual Machine	10.0.0.76	DB	
fabDB2	Virtual Machine	10.0.0.77	DB	
Svc2WebRole_IN_0	Svc2WebRole	10.0.0.68	Web	

You want to deploy two new VMs to the DB subnet.

You need to modify the virtual network to expand the size of the DB subnet to allow more IP addresses.

Which three steps should you perform in sequence? To answer, move the appropriate

actions from the list of actions to the answer area and arrange them in the correct order.

Action	Answer Area
Empty and delete the Web Subnet.	
Empty and reconfigure the DB subnet to be larger.	
Empty and delete the Virtual Network.	
Empty and reconfigure the Web subnet to be larger.	
Recreate the Virtual Network as now required.	
Create the Web subnet to be larger.	
Empty and delete the DB Subnet.	
Create the DB subnet to be larger.	

Answer:

Action	Answer Area
Empty and delete the Web Subnet.	Empty and delete the Web Subnet.
Empty and reconfigure the DB subnet to be larger.	
Empty and delete the Virtual Network.	Recreate the Virtual Network as now required.
Empty and reconfigure the Web subnet to be larger.	
Recreate the Virtual Network as now required.	Create the DB subnet to be larger.
Create the Web subnet to be larger.	
Empty and delete the DB Subnet.	
Create the DB subnet to be larger.	

Question No : 78 DRAG DROP

You manage two solutions in separate Azure subscriptions.

You need to ensure that the two solutions can communicate on a private network.

Which three actions should you perform in sequence? To answer, move the appropriate actions from the list of actions to the answer area and arrange them in the correct order.

Action	Answer Area
Check ExpressRoute on the virtual network configuration page.	
Update the connection certificate.	
Create the static routing gateways.	
Connect the VPN gateways.	
Add local networks to the VNets.	
Run Set-AzureVNetIP PowerShell cmdlet.	
Create the dynamic routing gateways.	
Edit the ACL on the virtual network gateway to accept connections.	

Answer:

Action	Answer Area
Check ExpressRoute on the virtual network configuration page.	Add local networks to the VNets.
Update the connection certificate.	
Create the static routing gateways.	Create the dynamic routing gateways.
Connect the VPN gateways.	Connect the VPN gateways.
Add local networks to the VNets.	
Run Set-AzureVNetIP PowerShell cmdlet.	
Create the dynamic routing gateways.	
Edit the ACL on the virtual network gateway to accept connections.	

Question No : 79

You manage a cloud service that has a web role named fabWeb. You create a virtual network named fabVNet that has two subnets defined as Web and Apps.

You need to be able to deploy fabWeb into the Web subnet.

What should you do?

- A. Modify the service definition (csdef) for the cloud service.
- B. Run the Set-AzureSubnet PowerShell cmdlet.
- C. Run the Set-AzureVNetConfig PowerShell cmdlet.
- D. Modify the network configuration file.
- E. Modify the service configuration (cscfg) for the fabWeb web role.

Answer: E

Question No : 80

Your company has recently signed up for Azure.

You plan to register a Data Protection Manager (DPM) server with the Azure Backup service.

You need to recommend a method for registering the DPM server with the Azure Backup vault.

What are two possible ways to achieve this goal? Each correct answer presents a complete solution.

- A. Import a self-signed certificate created using the makecert tool.
- B. Import a self-signed certificate created using the createcert tool.
- C. Import an X.509 v3 certificate with valid clientauthentication EKU.
- D. Import an X.509 v3 certificate with valid serverauthentication EKU.

Answer: A,C

Explanation:

Ref: <http://technet.microsoft.com/en-us/library/dn296608.aspx>

Question No : 81 HOTSPOT

You manage an Azure subscription.

You develop a storage plan with the following requirements:

- ✎ Database backup files that are generated once per year are retained for ten years.
- ✎ High performance system telemetry logs are created constantly and processed for analysis every month.

In the table below, identify the storage redundancy type that must be used. Make only one selection in each column.

Redundancy	DB Backups	Telemetry Logs
Locally redundant storage (LRS)	<input type="radio"/>	<input type="radio"/>
Zone-redundant storage (ZRS)	<input type="radio"/>	<input type="radio"/>
Geo-redundant storage (GRS)	<input type="radio"/>	<input type="radio"/>
Read-access geo-redundant storage (RA-GRS)	<input type="radio"/>	<input type="radio"/>

Answer:

Redundancy	DB Backups	Telemetry Logs
Locally redundant storage (LRS)	<input type="radio"/>	<input type="radio"/>
Zone-redundant storage (ZRS)	<input type="radio"/>	<input type="radio"/>
Geo-redundant storage (GRS)	<input type="radio"/>	<input type="radio"/>
Read-access geo-redundant storage (RA-GRS)	<input type="radio"/>	<input type="radio"/>

Question No : 82

You administer an Azure Storage account named contosostorage. The account has a blob container to store image files.

A user reports being unable to access an image file.

You need to ensure that anonymous users can successfully read image files from the container.

Which log entry should you use to verify access?

- ☐ A. 1.0;2014-06-19T01:33:54.0926521Z;GetBlob;AnonymousSuccess;201;197;54;anonymous;contosostorage;contosostorage;blob;"https://contosostorage.blob.core.windows.net/images/00001.jpg";"/contosostorage/images/00001.jpg";a200be85-1c98-4dd9-918e-f13d8c0538e0;0;192.100.0.102;4362;2014-02-14;460;23;225;0;23;"DrP06z1f00SCsomhaf+J/A==";"DrP06z1f00SCsomhaf+J/A==";""0x8D15975AA456EA4"";Thursday, 19-Jun-14 01:33:53 GMT;;"WA-Storage/4.0.1 (.NET CLR 4.0.30319.34014;Win32NT 6.3.9600.0)";;"1fe6814a-e4cb-4195-a3cf-837dc7120f68"
- ☐ B. 1.0;2014-06-19T01:33:54.0926521Z;GetBlobProperties;AnonymousSuccess;201;197;54;anonymous;contosostorage;contosostorage;blob;"https://contosostorage.blob.core.windows.net/images/00001.jpg";"/contosostorage/images/00001.jpg";a200be85-1c98-4dd9-918e-f13d8c0538e0;0;192.100.0.102;4362;2014-02-14;460;23;225;0;23;"DrP06z1f00SCsomhaf+J/A==";"DrP06z1f00SCsomhaf+J/A==";""0x8D15975AA456EA4"";Thursday, 19-Jun-14 01:33:53 GMT;;"WA-Storage/4.0.1 (.NET CLR 4.0.30319.34014;Win32NT 6.3.9600.0)";;"1fe6814a-e4cb-4195-a3cf-837dc7120f68"
- ☐ C. 1.0;2014-06-19T01:33:54.0926521Z;GetBlob;Success;201;197;54;authenticated;contosostorage;contosostorage;blob;"https://contosostorage.blob.core.windows.net/images/00001.jpg";"/contosostorage/images/00001.jpg";a200be85-1c98-4dd9-918e-f13d8c0538e0;0;192.100.0.102;4362;2014-02-14;460;23;225;0;23;"DrP06z1f00SCsomhaf+J/A==";"DrP06z1f00SCsomhaf+J/A==";""0x8D15975AA456EA4"";Thursday, 19-Jun-14 01:33:53 GMT;;"WA-Storage/4.0.1 (.NET CLR 4.0.30319.34014;Win32NT 6.3.9600.0)";;"1fe6814a-e4cb-4195-a3cf-837dc7120f68"
- ☐ D. 1.0;2014-06-19T01:33:54.0926521Z;GetBlobProperties;Success;201;197;54;authenticated;contosostorage;contosostorage;blob;"https://contosostorage.blob.core.windows.net/images/00001.jpg";"/contosostorage/images/00001.jpg";a200be85-1c98-4dd9-918e-f13d8c0538e0;0;192.100.0.102;4362;2014-02-14;460;23;225;0;23;"DrP06z1f00SCsomhaf+J/A==";"DrP06z1f00SCsomhaf+J/A==";""0x8D15975AA456EA4"";Thursday, 19-Jun-14 01:33:53 GMT;;"WA-Storage/4.0.1 (.NET CLR 4.0.30319.34014;Win32NT 6.3.9600.0)";;"1fe6814a-e4cb-4195-a3cf-837dc7120f68"

- A. Option A
B. Option B
C. Option C
D. Option D

Answer: A

Explanation:

Ref: <http://blogs.msdn.com/b/windowsazurestorage/archive/2011/08/03/windows-azure-storage-logging-using-logs-to-track-storage-requests.aspx>

Question No : 83

You administer an Azure Storage account with a blob container. You enable Storage

account logging for read, write and delete requests.

You need to reduce the costs associated with storing the logs.

What should you do?

- A. Execute Delete Blob requests over https.
- B. Create an export job for your container.
- C. Set up a retention policy.
- D. Execute Delete Blob requests over http.

Answer: C

Explanation:

Ref: <http://blogs.msdn.com/b/windowsazurestorage/archive/2011/08/03/windows-azure-storage-logging-using-logs-to-track-storage-requests.aspx>

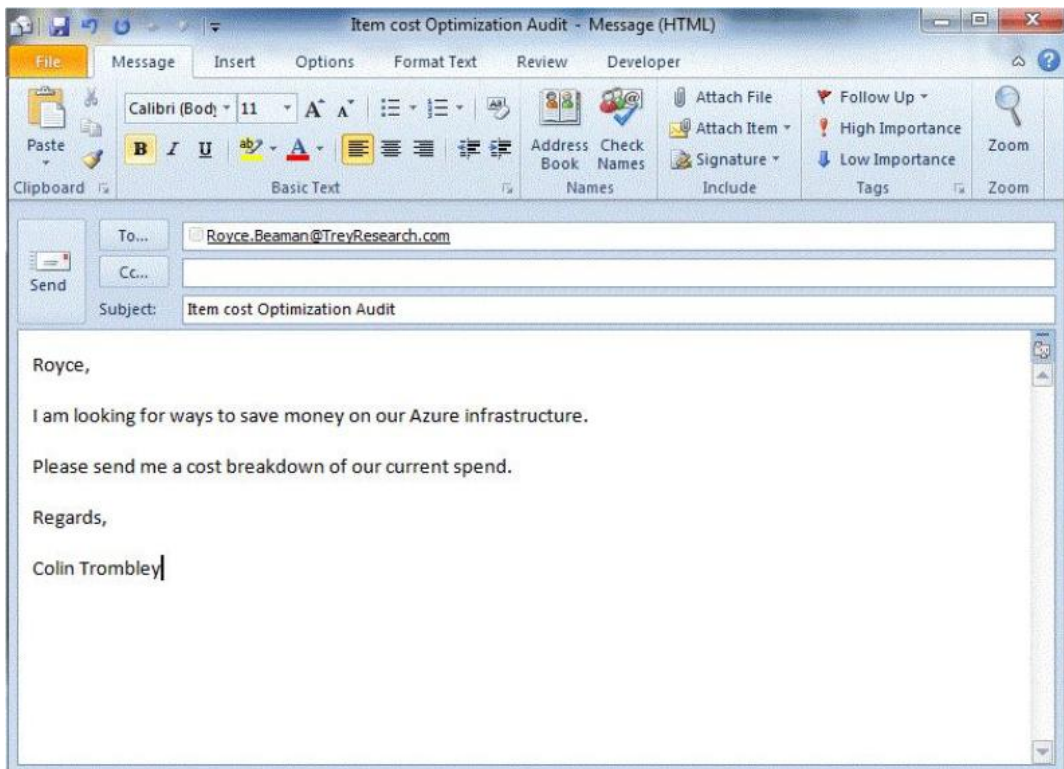
Question No : 84 HOTSPOT

You have an Azure SQL Database named Contosodb. Contosodb is running in the Standard/S2 tier and has a service level objective of 99 percent.

You review the service tiers in Microsoft Azure SQL Database as well as the results of running performance queries for the usage of the database for the past week as shown in the exhibits. (Click the Exhibits button.)

Average CPU Utilization In Percent	Maximum CPU Utilization In Percent	Average Physical Data Read Utilization In Percent	Maximum Physical Data Read Utilization In Percent	Average Log Write Utilization In Percent	Maximum Log Write Utilization In Percent
23.4	93.1	21.0	48.0	21.7	61.0

CPU Fit Percent	Log Write Fit Percent	Physical Data Read Fit Percent
99.7	99.8	99.6



For each of the following statements, select Yes if the statement is true. Otherwise, select No.

	Yes	No
The database can be moved to the Basic tier without compromising performance.	<input type="radio"/>	<input type="radio"/>
The database can be moved to the Standard/S1 tier without compromising performance.	<input type="radio"/>	<input type="radio"/>
The database must be moved to the Premium/P1 tier to satisfy the service level objective.	<input type="radio"/>	<input type="radio"/>

Answer:

	Yes	No
The database can be moved to the Basic tier without compromising performance.	<input type="radio"/>	<input checked="" type="radio"/>
The database can be moved to the Standard/S1 tier without compromising performance.	<input checked="" type="radio"/>	<input type="radio"/>
The database must be moved to the Premium/P1 tier to satisfy the service level objective.	<input type="radio"/>	<input checked="" type="radio"/>

Question No : 85 HOTSPOT

You manage a public-facing web application which allows authenticated users to upload and download large files. On the initial public page there is a promotional video.

You plan to give users access to the site content and promotional video.

In the table below, identify the access method that should be used for the anonymous and authenticated parts of the application. Make only one selection in each column.

Access Method	Anonymous	Authenticated
Create an Access Policy per user and provide Read and Write access to the blob files by using Shared Access Signatures.	<input type="radio"/>	<input type="radio"/>
Create Ad-Hoc Shared Access Signatures to provide read-only access to the blob files.	<input type="radio"/>	<input type="radio"/>
Create Ad-Hoc Shared Access Signatures to provide Read and Write access to the blob files.	<input type="radio"/>	<input type="radio"/>
Make the blob container public.	<input type="radio"/>	<input type="radio"/>

Answer:

Access Method	Anonymous	Authenticated
Create an Access Policy per user and provide Read and Write access to the blob files by using Shared Access Signatures.	<input type="radio"/>	<input checked="" type="radio"/>
Create Ad-Hoc Shared Access Signatures to provide read-only access to the blob files.	<input type="radio"/>	<input type="radio"/>
Create Ad-Hoc Shared Access Signatures to provide Read and Write access to the blob files.	<input type="radio"/>	<input type="radio"/>
Make the blob container public.	<input checked="" type="radio"/>	<input type="radio"/>

Question No : 86

Your company is launching a public website that allows users to stream videos.

You upload multiple video files to an Azure storage container.

You need to give anonymous users read access to all of the video files in the storage container.

What should you do?

- A. Edit each blob's metadata and set the access policy to Public Blob.
- B. Edit the container metadata and set the access policy to Public Container.
- C. Move the files into a container sub-directory and set the directory access level to Public Blob.
- D. Edit the container metadata and set the access policy to Public Blob.

Answer: C

Question No : 87 DRAG DROP

Your company network includes a single forest with multiple domains. You plan to migrate from On-Premises Exchange to Exchange Online.

You want to provision the On-Premises Windows Active Directory (AD) and Azure Active Directory (Azure AD) service accounts.

You need to set the required permissions for the Azure AD service account.

Which settings should you use? To answer, drag the appropriate permission to the service account. Each permission may be used once, more than once, or not at all. You may need to drag the split bar between panes or scroll to view content.

The screenshot shows a configuration window for an Azure AD service account. It is divided into two main panes by a vertical split bar. The left pane, titled 'Permissions', contains a list of five permissions: 'Enterprise Admin', 'Domain Admin', 'Global Admin', 'Password Admin', and 'IIS Admin'. The right pane, titled 'Service Account', shows the account name 'Azure AD' at the top. Below the name, there are two empty rectangular boxes, each labeled 'Permission', intended for dragging permissions from the left pane. A vertical split bar with a three-dot handle is located between the two panes.

Answer:

Permissions

Enterprise Admin
Domain Admin
Global Admin
Password Admin
IIS Admin

Service Account

Azure AD

Enterprise Admin



Domain Admin

Question No : 88 HOTSPOT

You administer an Azure Active Directory (Azure AD) tenant.

You add a custom application to the tenant.

The application must be able to:

-  Read data from the tenant directly.
-  Write data to the tenant on behalf of a user.

In the table below, identify the permission that must be granted to the application. Make only one selection in each column.

Permission	Application Permission	Delegated Permission
Read and write directory data.	<input type="radio"/>	<input type="radio"/>
Read directory data.	<input type="radio"/>	<input type="radio"/>
Access your organization's directory.	<input type="radio"/>	<input type="radio"/>
Enable sign-on and read users' profiles.	<input type="radio"/>	<input type="radio"/>

Answer:

Permission	Application Permission	Delegated Permission
Read and write directory data.	<input type="radio"/>	<input checked="" type="radio"/>
Read directory data.	<input checked="" type="radio"/>	<input type="radio"/>
Access your organization's directory.	<input type="radio"/>	<input type="radio"/>
Enable sign-on and read users' profiles.	<input type="radio"/>	<input type="radio"/>

Question No : 89

Your company plans to migrate from On-Premises Exchange to Exchange Online in Office 365.

You plan to integrate your existing Active Directory Domain Services (AD DS) infrastructure with Azure AD.

You need to ensure that users can log in by using their existing AD DS accounts and passwords. You need to achieve this goal by using minimal additional systems.

Which two actions should you perform? Each answer presents part of the solution.

- A. Configure Password Sync.
- B. Set up a DirSync Server.
- C. Set up an Active Directory Federation Services Server.
- D. Set up an Active Directory Federation Services Proxy Server.

Answer: A,B

Explanation:

Ref: <http://technet.microsoft.com/en-us/library/dn441214.aspx>

Question No : 90

You manage a software-as-a-service application named SaaSApp1 that provides user management features in a multi-directory environment.

You plan to offer SaaSApp1 to other organizations that use Azure Active Directory.

You need to ensure that SaaSApp1 can access directory objects.

What should you do?

- A. Configure the Federation Metadata URL
- B. Register SaaSApp1 as a native client application.

- C. Register SaaSApp1 as a web application.
- D. Configure the Graph API.

Answer: D

Explanation:

Ref: <http://msdn.microsoft.com/en-us/library/azure/hh974476.aspx>

Question No : 91 DRAG DROP

You publish a multi-tenant application named MyApp to Azure Active Directory (Azure AD).

You need to ensure that only directory administrators from the other organizations can access MyApp's web API.

How should you configure MyApp's manifest JSON file? To answer, drag the appropriate PowerShell command to the correct location in the application's manifest JSON file. Each value may be used once, more than once, or not at all. You may need to drag the split bar between panes or scroll to view content.

PowerShell command

user_impersonation

application_impersonation

False

True

Personal

Global

Manifest JSON file

```
service on behalf of the signed-in user",
  "directAccessGrantTypes": [],
  "displayName": "Have full access to the Todo List service",
  "impersonationAccessGrantTypes": [
    {
      "impersonated": "User",
      "impersonator": "Application"
    }
  ],
  "isDisabled": 

PowerShell command

 ,
  "origin": "Application",
  "permissionId": "b69ee3c9-c40d-4f2a-ac80-961cd1534e40",
  "resourceScopeType": " 

PowerShell command

 ",
  "userConsentDescription": "Allow the application full access to the
  todo service on your behalf",
  "userConsentDisplayName": "Have full access to the todo service"
}
],
```

Answer:

PowerShell command	Manifest JSON file
<input type="text" value="user_impersonation"/>	<pre> service on behalf of the signed-in user", "directAccessGrantTypes": [], "displayName": "Have full access to the Todo List service", "impersonationAccessGrantTypes": [{ "impersonated": "User", "impersonator": "Application" }], "isDisabled": <input type="text" value="False"/>, "origin": "Application", "permissionId": "b69ee3c9-c40d-4f2a-ac80-961cd1534e40", "resourceScopeType": "<input type="text" value="Global"/>", "userConsentDescription": "Allow the application full access to the todo service on your behalf", "userConsentDisplayName": "Have full access to the todo service" }], </pre>
<input type="text" value="application_impersonation"/>	
<input type="text" value="False"/>	
<input type="text" value="True"/>	
<input type="text" value="Personal"/>	
<input type="text" value="Global"/>	

Question No : 92

You administer an Azure Active Directory (Azure AD) tenant where Box is configured for:

- ☒ Application Access
- ☒ Password Single Sign-on

An employee moves to an organizational unit that does not require access to Box through the Access Panel.

You need to remove only Box from the list of applications only for this user.

What should you do?

- A. Delete the user from the Azure AD tenant.
- B. Delete the Box Application definition from the Azure AD tenant.
- C. From the Management Portal, remove the user's assignment to the application.
- D. Disable the user's account in Windows AD.

Answer: C

Question No : 93

You administer an Azure Active Directory (Azure AD) tenant that has a SharePoint web application named TeamSite1. TeamSite1 accesses your Azure AD tenant for user information.

The application access key for TeamSite1 has been compromised.

You need to ensure that users can continue to use TeamSite1 and that the compromised key does not allow access to the data in your Azure AD tenant.

Which two actions should you perform? Each correct answer presents part of the solution.

- A. Remove the compromised key from the application definition for TeamSite1.
- B. Delete the application definition for TeamSite1.
- C. Generate a new application key for TeamSite1.
- D. Generate a new application definition for TeamSite1.
- E. Update the existing application key.

Answer: A,C

Question No : 94

You administer a DirSync server configured with Azure Active Directory (Azure AD).

You need to provision a user in Azure AD without waiting for the default DirSync synchronization interval.

What are two possible ways to achieve this goal? Each correct answer presents a complete solution.

- A. Restart the DirSync server.
- B. Run the Start-OnlineCoexistenceSync PowerShell cmdlet.
- C. Run the Enable-SyncShare PowerShell cmdlet.
- D. Run the Azure AD Sync tool Configuration Wizard.
- E. Replicate the Directory in Active Directory Sites and Services.

Answer: B,D

Question No : 95 HOTSPOT

You manage an Internet Information Services (IIS) 6 website named contososite1. Contososite1 runs a legacy ASP.NET 1.1 application named LegacyApp1. LegacyApp1 does not contain any integration with any other systems or programming languages.

You deploy contososite1 to Azure Web Sites.

You need to configure Azure Web Sites. You have the following requirements:

LegacyApp1 runs correctly.

The application pool does not recycle.

Which settings should you configure to meet the requirements? To answer, select the appropriate settings in the answer area.

general

.NET FRAMEWORK VERSION

V3.5

V4.5

PHP VERSION

OFF

5.3

5.4

5.5

JAVA VERSION

OFF

1.7.0_51

PYTHON VERSION

OFF

2.7.3

3.4.0

MANAGED PIPELINE MODE

CLASSIC

INTEGRATED

PLATFORM

32-BIT

64-BIT

WEB SOCKETS

ON

OFF

ALWAYS ON

ON

OFF

Answer:

general

.NET FRAMEWORK VERSION

V3.5

V4.5

PHP VERSION

OFF

5.3

5.4

5.5

JAVA VERSION

OFF

1.7.0_51

PYTHON VERSION

OFF

2.7.3

3.4.0

MANAGED PIPELINE MODE

CLASSIC

INTEGRATED

PLATFORM

32-BIT

64-BIT

WEB SOCKETS

ON

OFF

ALWAYS ON

ON

OFF

Question No : 96 DRAG DROP

Your company manages several Azure Web Sites that are running in an existing web-hosting plan named plan1.

You need to move one of the websites, named contoso, to a new web-hosting plan named plan2.

Which Azure PowerShell cmdlet should you use with each PowerShell command line? To answer, drag the appropriate Azure PowerShell cmdlet to the correct location in the PowerShell code. Each PowerShell cmdlet may be used once, more than once, or not at all. You may need to drag the split bar between panes or scroll to view content.

PowerShell cmdlets	PowerShell code
New-AzureResource	PS C:\> \$props = @{"serverfarm" = "PowerShell cmdlet";}
Set-AzureResource	PS C:\> PowerShell cmdlet -name contoso
plan1	-ResourceGroup group1 -PropertyObject \$props -ResourceType
plan2	PowerShell cmdlet -apiversion 2014-04-01
Microsoft.Web/serverFarms	
Microsoft.Web/sites	

Answer:

PowerShell cmdlets	PowerShell code
New-AzureResource	PS C:\> \$props = @{"serverfarm" = "plan2";}
Set-AzureResource	PS C:\> Set-AzureResource -name contoso
plan1	-ResourceGroup group1 -PropertyObject \$props -ResourceType
plan2	Microsoft.Web/sites -apiversion 2014-04-01
Microsoft.Web/serverFarms	
Microsoft.Web/sites	

Question No : 97

You administer an Azure Web Site named contosoweb that is used to sell various products. Contosoweb experiences heavy traffic during weekends.

You need to analyze the response time of the product catalog page during peak times, from different locations.

What should you do?

- A. Configure endpoint monitoring.
- B. Add the Requests metric.
- C. Turn on Failed Request Tracing.
- D. Turn on Detailed Error Messages.

Answer: A

Question No : 98 HOTSPOT

You manage an Azure Web Site for a consumer-product company.

The website runs in Standard mode on a single medium instance.

You expect increased traffic to the website due to an upcoming sale during a holiday weekend.

You need to ensure that the website performs optimally when user activity is at its highest.

Which option should you select? To answer, select the appropriate option in the answer area.

INSTANCE SIZE: Small (1 core, 1.75 GB Memory)

EDIT SCALE SETTINGS FOR SCHEDULE: Recurring schedules (Weekday, Weekend)

SCALE BY METRIC: NONE (CPU)

INSTANCES: 1.5

set up schedule times

Answer:

INSTANCE SIZE: Small (1 core, 1.75 GB Memory)

EDIT SCALE SETTINGS FOR SCHEDULE: Recurring schedules (Weekday selected)

SCALE BY METRIC: NONE

set up schedule times

INSTANCES: 1.5

Question No : 99

Your company has a subscription to Azure.

You configure your contoso.com domain to use a private Certificate Authority. You deploy a web site named MyApp by using the Shared (Preview) web hosting plan.

You need to ensure that clients are able to access the MyApp website by using https.

What should you do?

- A. Back up the Site and import into a new website.
- B. Use the internal Certificate Authority and ensure that clients download the certificate chain.
- C. Add custom domain SSL support to your current web hosting plan.
- D. Change the web hosting plan to Standard.

Answer: D

Question No : 100 DRAG DROP

You administer an Azure Web Site named contosoweb that uses a production database. You deploy changes to contosoweb from a deployment slot named contosoweb-staging.

You discover issues in contosoweb that are affecting customer data.

You need to resolve the issues in contosoweb while ensuring minimum downtime for users.

You swap contosoweb to contosoweb-staging.

Which four steps should you perform next in sequence? To answer, move the appropriate actions from the list of actions to the answer area and arrange them in the correct order.

Actions	Answer Area
Swap contoso-web-staging to contoso-web.	
Point contoso-web to the production database.	
Point contoso-web-staging to the test database.	
Fix the issues in contoso-web.	
Fix the issues in contoso-web-staging.	
Point contoso-web-staging to the production database.	
Point contoso-web to the test database.	

Answer:

Actions	Answer Area
Swap contoso-web-staging to contoso-web.	Point contoso-web-staging to the test database.
Point contoso-web to the production database.	Fix the issues in contoso-web-staging.
Point contoso-web-staging to the test database.	Point contoso-web-staging to the production database.
Fix the issues in contoso-web.	Swap contoso-web-staging to contoso-web.
Fix the issues in contoso-web-staging.	
Point contoso-web-staging to the production database.	
Point contoso-web to the test database.	

Question No : 101 DRAG DROP

You manage an Azure Web Site named salessite1. You notice some performance issues with salessite1. You create a new database for salessite1.

You need to update salessite1 with the following changes, in the order shown:

1. Display the list of current connection strings.
2. Create a new connection string named conn1 with a value of:
 Server=tcp:sample1.database.windows.net,1433;Database=NewDB;User
 ID=User@sample1;Password=Password1;Trusted_Connection=False;Encrypt=True;Connection Timeout=30;.
3. Download the application logs for analysis.

Which three xplat-cli commands should you perform in sequence? To answer, move the appropriate commands from the list of commands to the answer area and arrange them in the correct order.

Command	Answer Area
site connectionstring show "conn1" "Server=tcp:sample1.database.windows.net,1433;Database=NewDB;User ID=User@sample1;Password=Password1;Trusted_Connection=False;Encrypt=True;Connection Timeout=30;" "SQLAzure" salessite1	
site log download salessite1	
site log tail salessite1	
site connectionstring show salessite1	
site connectionstring add "conn1" "Server=tcp:sample1.database.windows.net,1433;Database=NewDB;User ID=User@sample1;Password=Password1;Trusted_Connection=False;Encrypt=True;Connection Timeout=30;" "SQLAzure" salessite1	
site connectionstring list salessite1	

Answer:

Command	Answer Area
<pre>site connectionstring show "conn1" "Server=tcp:sample1.database.windows.net,1433;Database=NewDB;User ID=User@sample1;Password=Password1;Trusted_Connection=False;Encrypt=True;Connection Timeout=30;" "SQLAzure" salessite1</pre>	<pre>site connectionstring list salessite1</pre>
<pre>site log download salessite1</pre>	<pre>site connectionstring add "conn1" "Server=tcp:sample1.database.windows.net,1433;Database=NewDB;User ID=User@sample1;Password=Password1;Trusted_Connection=False;Encrypt=True;Connection Timeout=30;" "SQLAzure" salessite1</pre>
<pre>site log tail salessite1</pre>	<pre>site log download salessite1</pre>
<pre>site connectionstring show salessite1</pre>	
<pre>site connectionstring add "conn1" "Server=tcp:sample1.database.windows.net,1433;Database=NewDB;User ID=User@sample1;Password=Password1;Trusted_Connection=False;Encrypt=True;Connection Timeout=30;" "SQLAzure" salessite1</pre>	
<pre>site connectionstring list salessite1</pre>	